

Team Name: Team 2
Team Score: 59
Opponent Name: team1
Coach's ID:

Season Type:
Date: 07/15/2018 19:06:28
Opponent Score: 56

SCORING STATS

#	PLAYER	FOULS	PTS	FTM	FTA	FT%	2FGM	2FGA	2FG%	3FGM	3FGA	3FG%	TFGM	TFGA	eFG%
44	Chris Cook	0.0	8.0	0.0	0.0	0.0%	1.0	3.0	33.3%	2.0	3.0	66.7%	3.0	6.0	66.7%
3	Diego Car...	0.0	14.0	0.0	0.0	0.0%	4.0	5.0	80.0%	2.0	4.0	50.0%	6.0	9.0	77.8%
11	Elijah Uche	0.0	8.0	3.0	4.0	75.0%	1.0	4.0	25.0%	1.0	2.0	50.0%	2.0	6.0	41.7%
2	Ian	0.0	5.0	0.0	0.0	0.0%	1.0	2.0	50.0%	1.0	3.0	33.3%	2.0	5.0	50.0%
14	Isaiah Cha...	0.0	2.0	2.0	2.0	100.0%	0.0	2.0	0.0%	0.0	2.0	0.0%	0.0	4.0	0%
31	Isaiah Tho...	0.0	10.0	1.0	2.0	50.0%	0.0	2.0	0.0%	3.0	6.0	50.0%	3.0	8.0	56.2%
1	Justin Agb...	0.0	4.0	2.0	2.0	100.0%	1.0	2.0	50.0%	0.0	1.0	0.0%	1.0	3.0	33.3%
10	Khalil Forr...	0.0	5.0	0.0	0.0	0.0%	1.0	1.0	100.0%	1.0	1.0	100.0%	2.0	2.0	125.0%
21	nic	0.0	3.0	0.0	0.0	0.0%	0.0	0.0	0.0%	1.0	3.0	33.3%	1.0	3.0	50.0%
	Total	0.0	59.0	8.0	10.0	80.0%	9.0	21.0	42.9%	11.0	25.0	44.0%	20.0	46.0	55.4%

Team Name: Team 2
Team Score: 59
Opponent Name: team1
Coach's ID:

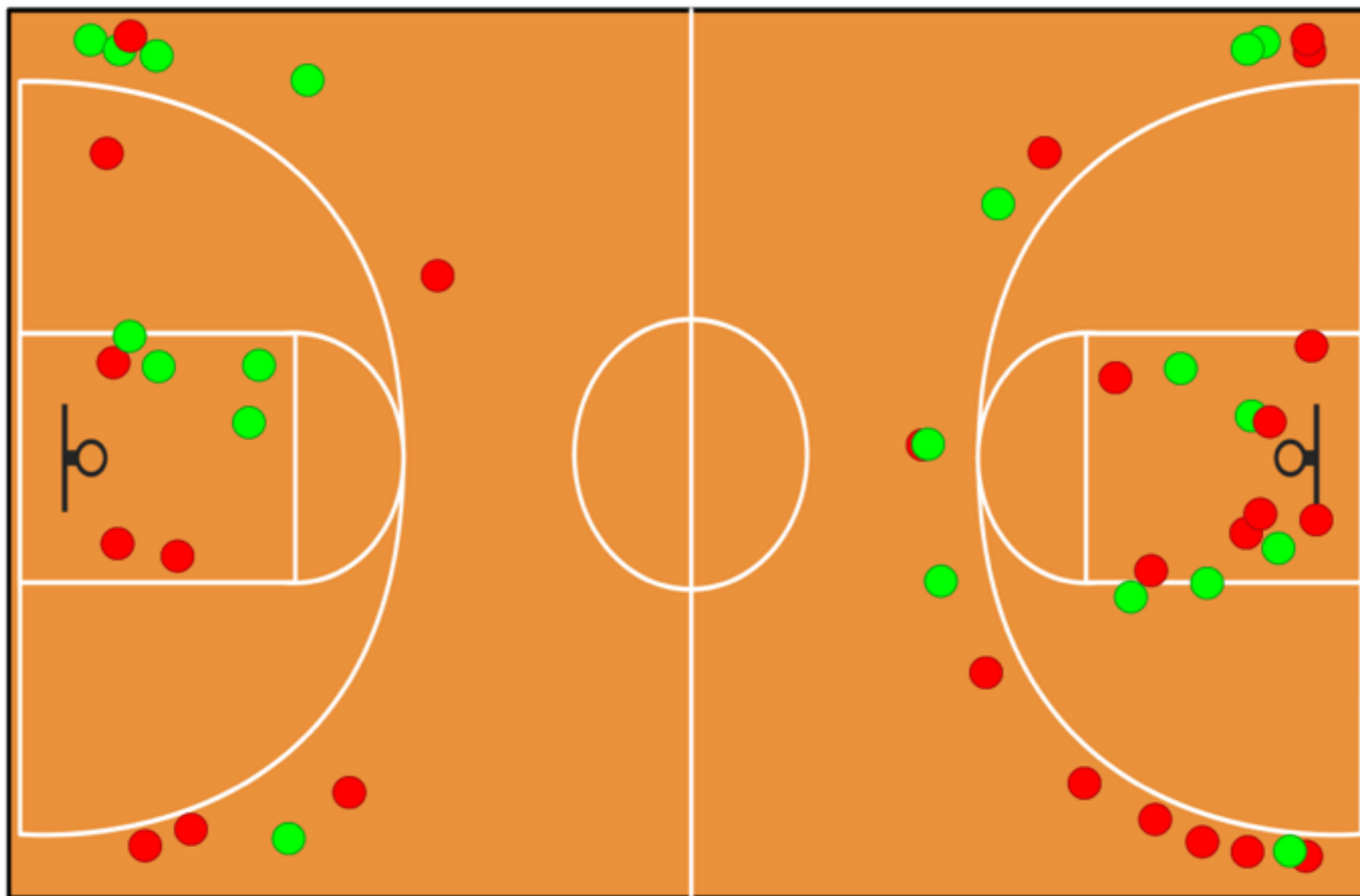
Season Type:
Date: 07/15/2018 19:06:28
Opponent Score: 56

NON-SCORING STATS

#	PLAYER	MIN	ASSTS	OREBS	DREBS	TREBS	STLS	TIEUPS	DEFS	BLKS	CHRG	TOVRS	PER	PER/MIN	+/-
44	Chris Cook	00:28:18	1.0	0.0	0.0	0.0	0.0	1.0	0.0	1.0	0.0	0.0	8.0	0.3	-13.0
3	Diego Carrillo	00:23:13	2.0	0.0	2.0	2.0	1.0	0.0	0.0	0.0	0.0	2.0	12.0	0.5	11.0
11	Elijah Uche	00:32:31	1.0	0.0	7.0	7.0	2.0	0.0	0.0	0.0	0.0	0.0	13.0	0.4	-1.0
2	Ian	00:20:33	1.0	0.0	1.0	1.0	2.0	1.0	1.0	0.0	0.0	0.0	8.0	0.4	9.0
14	Isaiah Chavez	00:22:51	3.0	0.0	0.0	0.0	1.0	0.0	3.0	0.0	0.0	3.0	-1.0	-0.0	0.0
31	Isaiah Thomps...	00:24:57	1.0	0.0	0.0	0.0	0.0	0.0	0.0	0.0	0.0	0.0	5.0	0.2	7.0
1	Justin Agbayani	00:20:18	2.0	0.0	2.0	2.0	2.0	0.0	0.0	0.0	1.0	1.0	8.0	0.4	-2.0
10	Khalil Forrester	00:28:16	1.0	0.0	4.0	4.0	2.0	1.0	2.0	0.0	0.0	3.0	9.0	0.3	-6.0
21	nic	00:16:48	1.0	0.0	2.0	2.0	1.0	0.0	0.0	0.0	0.0	2.0	1.0	0.1	10.0
	Total		13.0	0.0	18.0	18.0	11.0	3.0	6.0	1.0	1.0	11.0	63.0	2.5	

Team Name: Team 2
Team Score: 59
Opponent Name: team1
Coach's ID:

Season Type:
Date: 07/15/2018 19:06:28
Opponent Score: 56



FG% = 20.0/46.0 (43.48%)

Team Name: Team 2
Team Score: 8
Opponent Name: team1
Coach's ID:

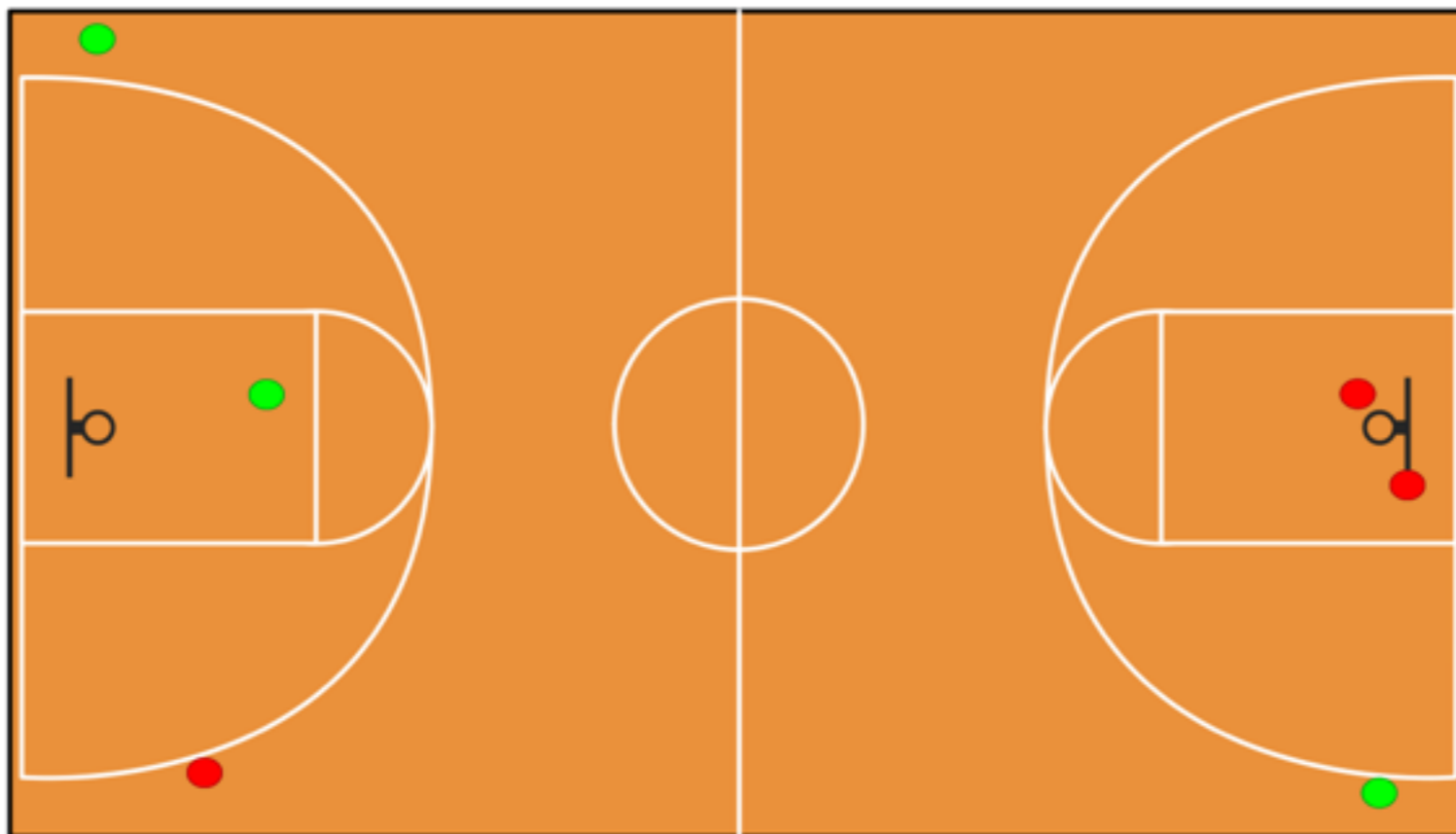
Season Type:
Date: 07/15/2018 19:06:28
Opponent Score: 56

SCORING STATS

#	PLAYER	FOULS	PTS	FTM	FTA	FT%	2FGM	2FGA	2FG%	3FGM	3FGA	3FG%	TFGM	TFGA	eFG%
44	Chris Cook	0.0	8.0	0.0	0.0	0.0%	1.0	3.0	33.3%	2.0	3.0	66.7%	3.0	6.0	66.7%

NON-SCORING STATS

#	PLAYER	MIN	ASSTS	OREBS	DREBS	TREBS	STLS	TIEUPS	DEFS	BLKS	CHRGs	TOVRS	PER	PER/MIN	+/-
44	Chris Cook	00:28:18	1.0	0.0	0.0	0.0	0.0	1.0	0.0	1.0	0.0	0.0	8.0	0.3	-13.0



Team Name: Team 2
Team Score: 14
Opponent Name: team1
Coach's ID:

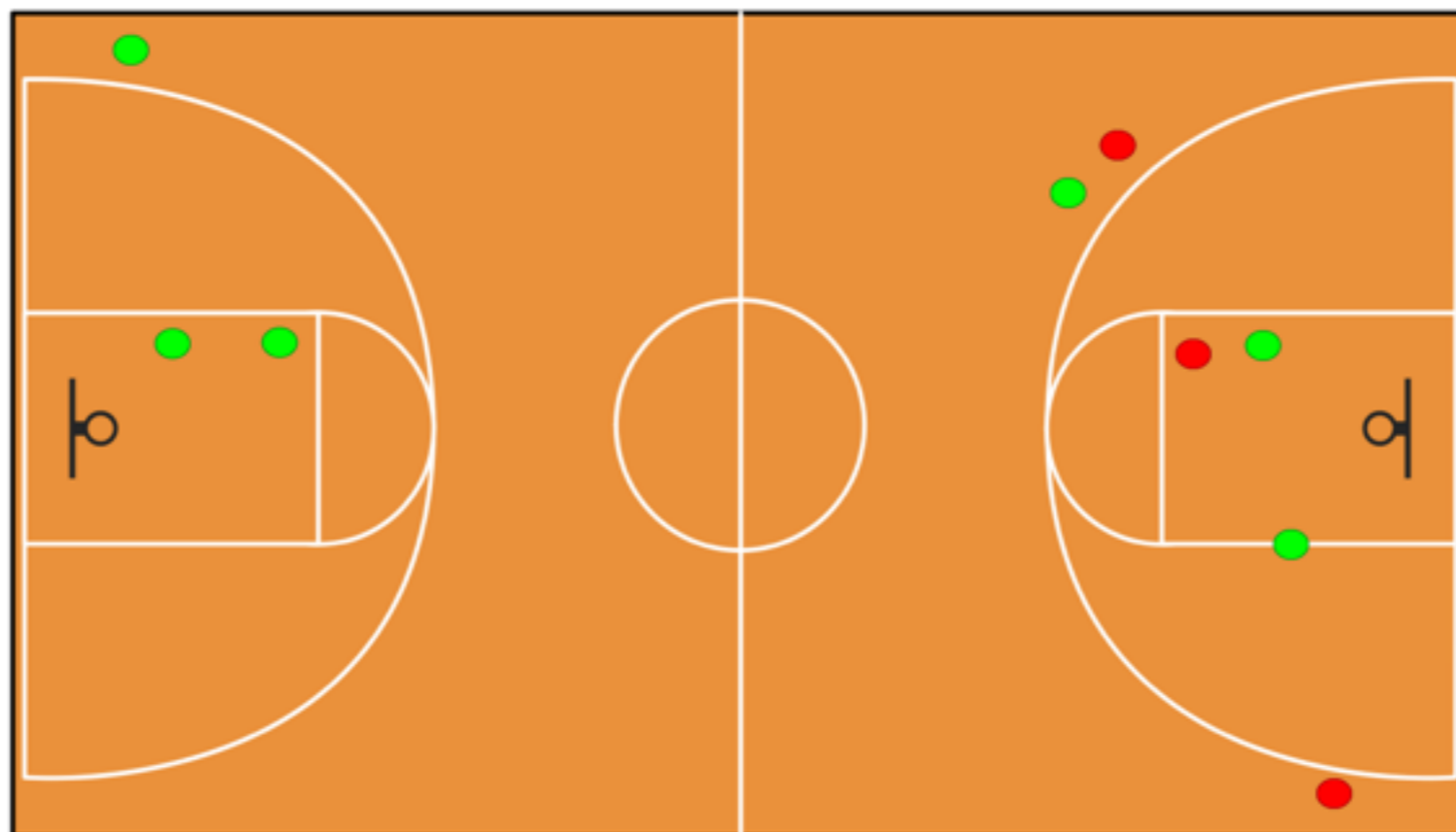
Season Type:
Date: 07/15/2018 19:06:28
Opponent Score: 56

SCORING STATS

#	PLAYER	FOULS	PTS	FTM	FTA	FT%	2FGM	2FGA	2FG%	3FGM	3FGA	3FG%	TFGM	TFGA	eFG%
3	Diego Car...	0.0	14.0	0.0	0.0	0.0%	4.0	5.0	80.0%	2.0	4.0	50.0%	6.0	9.0	77.8%

NON-SCORING STATS

#	PLAYER	MIN	ASSTS	OREBS	DREBS	TREBS	STLS	TIEUPS	DEFS	BLKS	CHRGs	TOVRS	PER	PER/MIN	+/-
3	Diego Carrillo	00:23:13	2.0	0.0	2.0	2.0	1.0	0.0	0.0	0.0	0.0	2.0	12.0	0.5	11.0



Team Name: Team 2
Team Score: 8
Opponent Name: team1
Coach's ID:

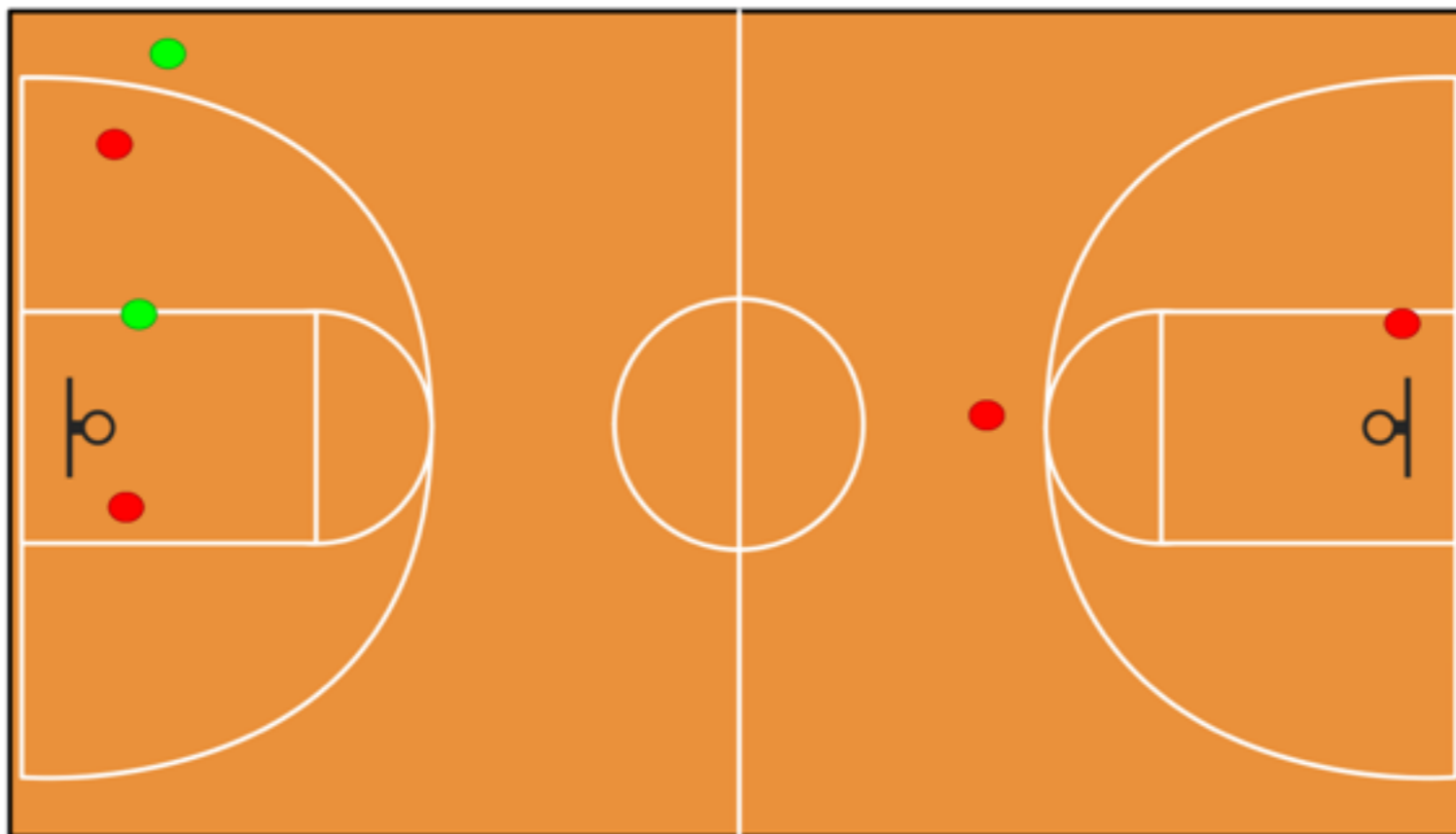
Season Type:
Date: 07/15/2018 19:06:28
Opponent Score: 56

SCORING STATS

#	PLAYER	FOULS	PTS	FTM	FTA	FT%	2FGM	2FGA	2FG%	3FGM	3FGA	3FG%	TFGM	TFGA	eFG%
11	Elijah Uche	0.0	8.0	3.0	4.0	75.0%	1.0	4.0	25.0%	1.0	2.0	50.0%	2.0	6.0	41.7%

NON-SCORING STATS

#	PLAYER	MIN	ASSTS	OREBS	DREBS	TREBS	STLS	TIEUPS	DEFS	BLKS	CHRG	TOVRS	PER	PER/MIN	+/-
11	Elijah Uche	00:32:31	1.0	0.0	7.0	7.0	2.0	0.0	0.0	0.0	0.0	0.0	13.0	0.4	-1.0



Team Name: Team 2
Team Score: 5
Opponent Name: team1
Coach's ID:

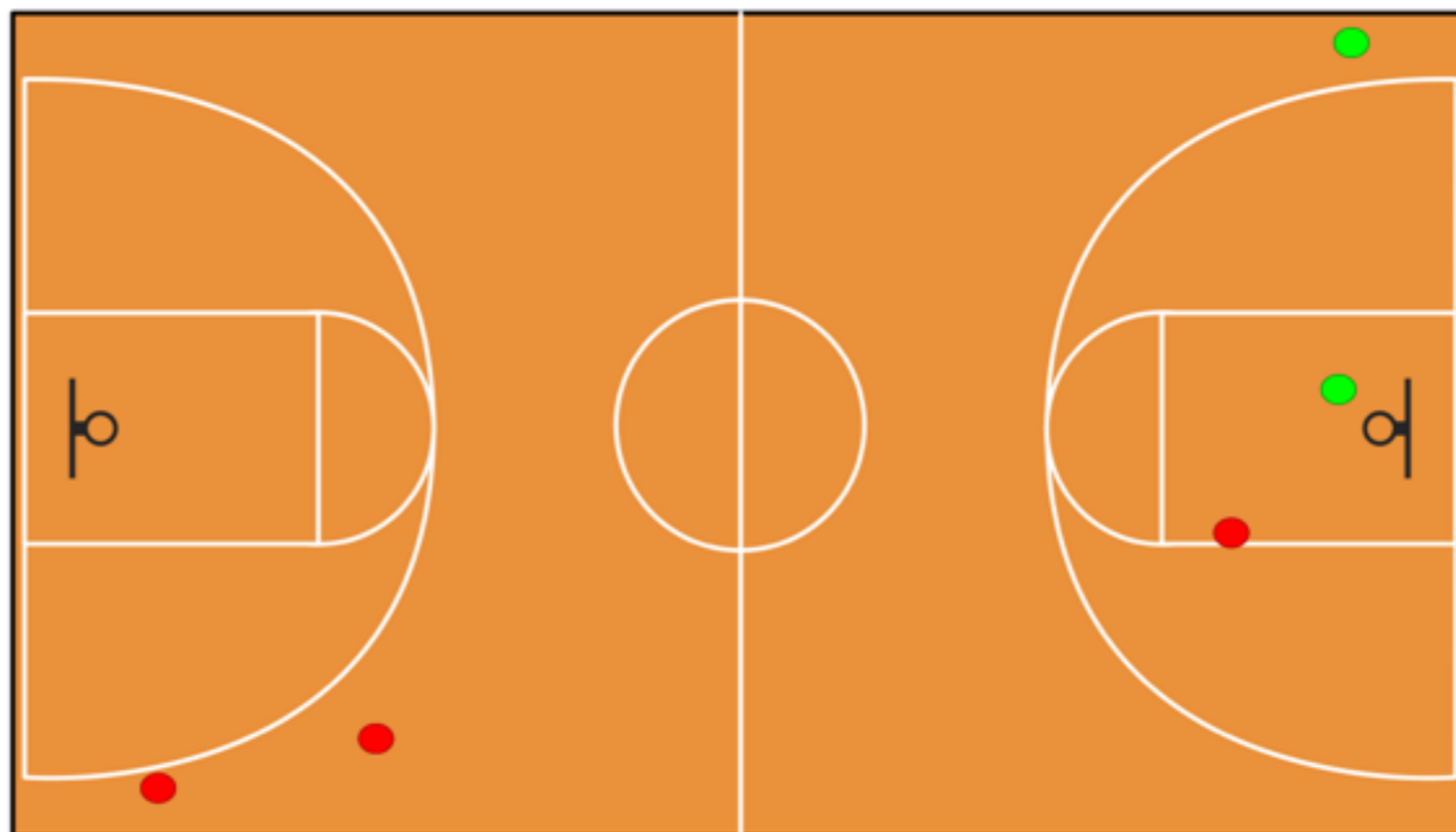
Season Type:
Date: 07/15/2018 19:06:28
Opponent Score: 56

SCORING STATS

#	PLAYER	FOULS	PTS	FTM	FTA	FT%	2FGM	2FGA	2FG%	3FGM	3FGA	3FG%	TFGM	TFGA	eFG%
2	Ian	0.0	5.0	0.0	0.0	0.0%	1.0	2.0	50.0%	1.0	3.0	33.3%	2.0	5.0	50.0%

NON-SCORING STATS

#	PLAYER	MIN	ASSTS	OREBS	DREBS	TREBS	STLS	TIEUPS	DEFS	BLKS	CHRG	TOVRS	PER	PER/MIN	+/-
2	Ian	00:20:33	1.0	0.0	1.0	1.0	2.0	1.0	1.0	0.0	0.0	0.0	8.0	0.4	9.0



Team Name: Team 2
Team Score: 2
Opponent Name: team1
Coach's ID:

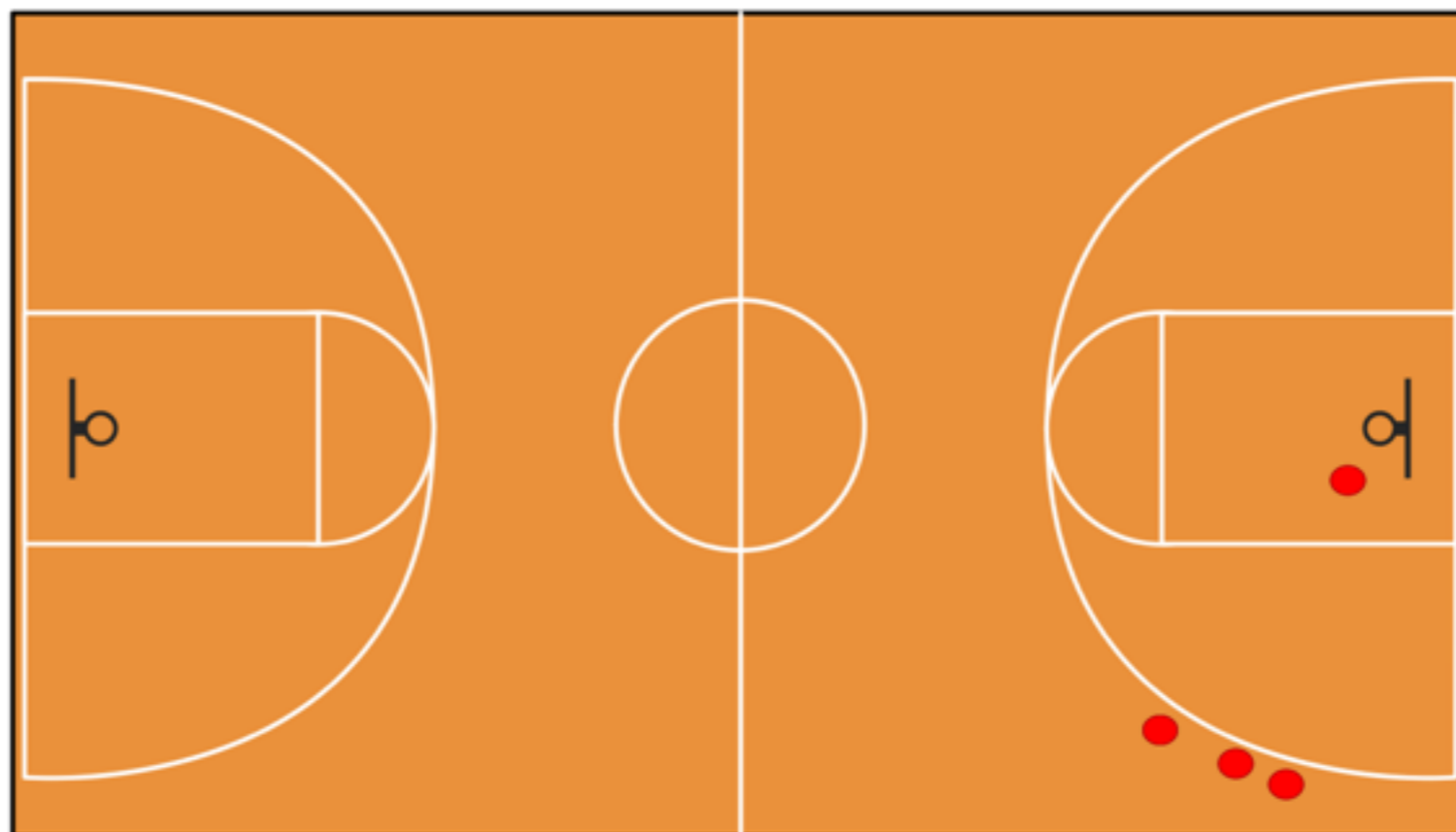
Season Type:
Date: 07/15/2018 19:06:28
Opponent Score: 56

SCORING STATS

#	PLAYER	FOULS	PTS	FTM	FTA	FT%	2FGM	2FGA	2FG%	3FGM	3FGA	3FG%	TFGM	TFGA	eFG%
14	Isaiah Cha...	0.0	2.0	2.0	2.0	100.0%	0.0	2.0	0.0%	0.0	2.0	0.0%	0.0	4.0	0%

NON-SCORING STATS

#	PLAYER	MIN	ASSTS	OREBS	DREBS	TREBS	STLS	TIEUPS	DEFS	BLKS	CHRGs	TOVRS	PER	PER/MIN	+/-
14	Isaiah Chavez	00:22:51	3.0	0.0	0.0	0.0	1.0	0.0	3.0	0.0	0.0	3.0	-1.0	-0.0	0.0



Team Name: Team 2
Team Score: 10
Opponent Name: team1
Coach's ID:

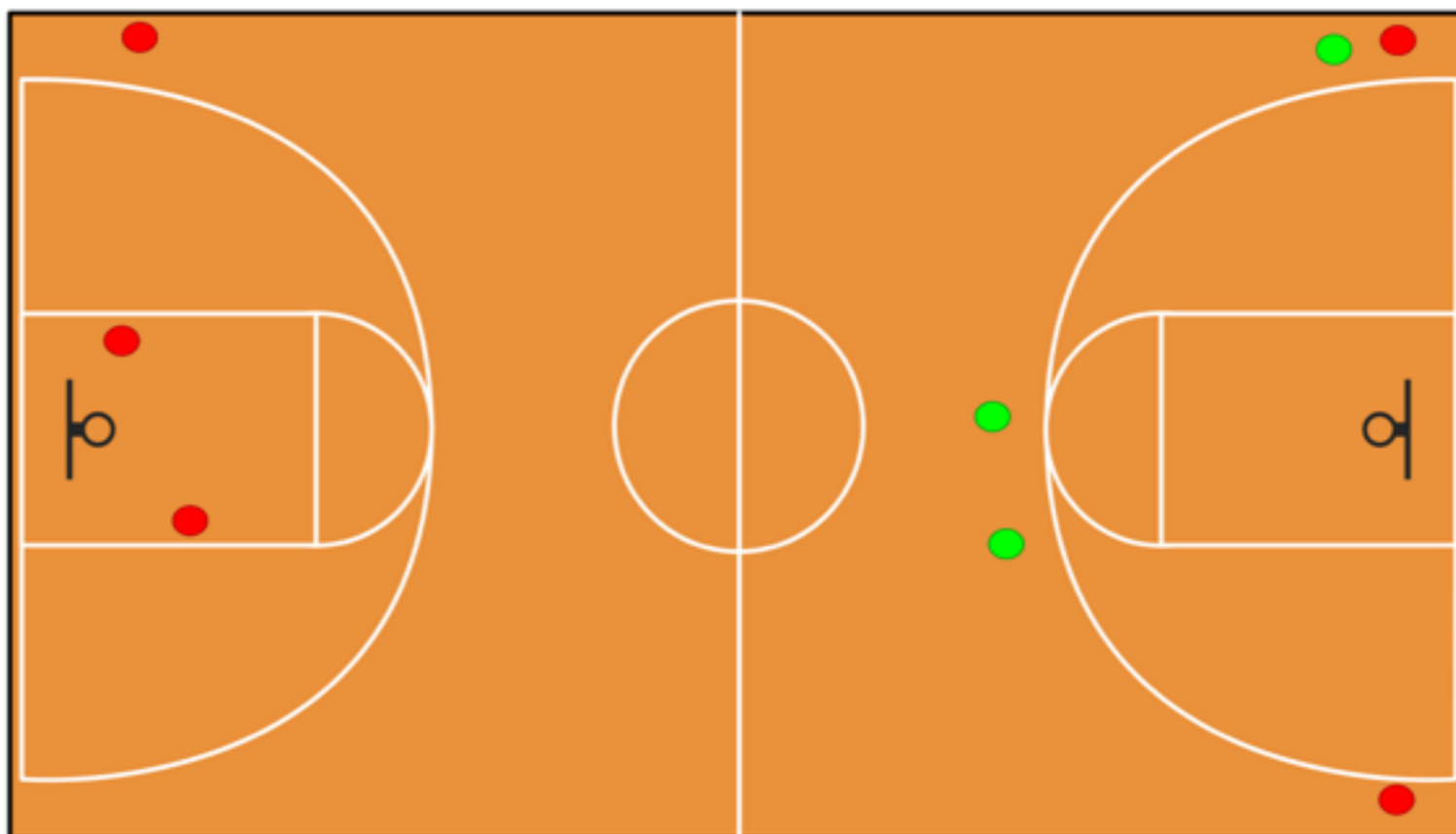
Season Type:
Date: 07/15/2018 19:06:28
Opponent Score: 56

SCORING STATS

#	PLAYER	FOULS	PTS	FTM	FTA	FT%	2FGM	2FGA	2FG%	3FGM	3FGA	3FG%	TFGM	TFGA	eFG%
31	Isaiah Tho...	0.0	10.0	1.0	2.0	50.0%	0.0	2.0	0.0%	3.0	6.0	50.0%	3.0	8.0	56.2%

NON-SCORING STATS

#	PLAYER	MIN	ASSTS	OREBS	DREBS	TREBS	STLS	TIEUPS	DEFS	BLKS	CHRGs	TOVRS	PER	PER/MIN	+/-
31	Isaiah Thomps...	00:24:57	1.0	0.0	0.0	0.0	0.0	0.0	0.0	0.0	0.0	0.0	5.0	0.2	7.0



Team Name: Team 2
Team Score: 4
Opponent Name: team1
Coach's ID:

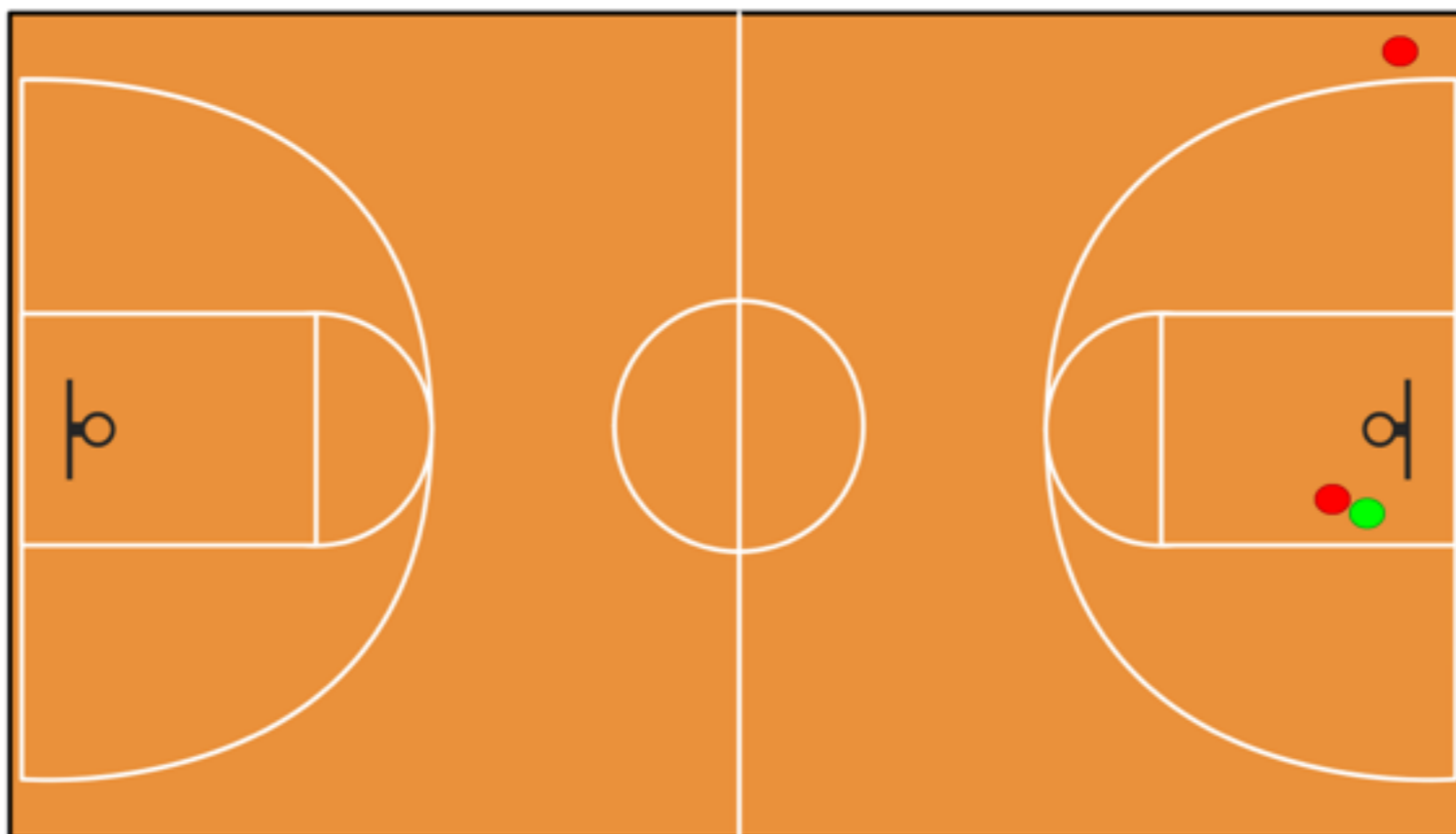
Season Type:
Date: 07/15/2018 19:06:28
Opponent Score: 56

SCORING STATS

#	PLAYER	FOULS	PTS	FTM	FTA	FT%	2FGM	2FGA	2FG%	3FGM	3FGA	3FG%	TFGM	TFGA	eFG%
1	Justin Agb...	0.0	4.0	2.0	2.0	100.0%	1.0	2.0	50.0%	0.0	1.0	0.0%	1.0	3.0	33.3%

NON-SCORING STATS

#	PLAYER	MIN	ASSTS	OREBS	DREBS	TREBS	STLS	TIEUPS	DEFS	BLKS	CHRG	TOVRS	PER	PER/MIN	+/-
1	Justin Agbayani	00:20:18	2.0	0.0	2.0	2.0	2.0	0.0	0.0	0.0	1.0	1.0	8.0	0.4	-2.0



Team Name: Team 2
Team Score: 5
Opponent Name: team1
Coach's ID:

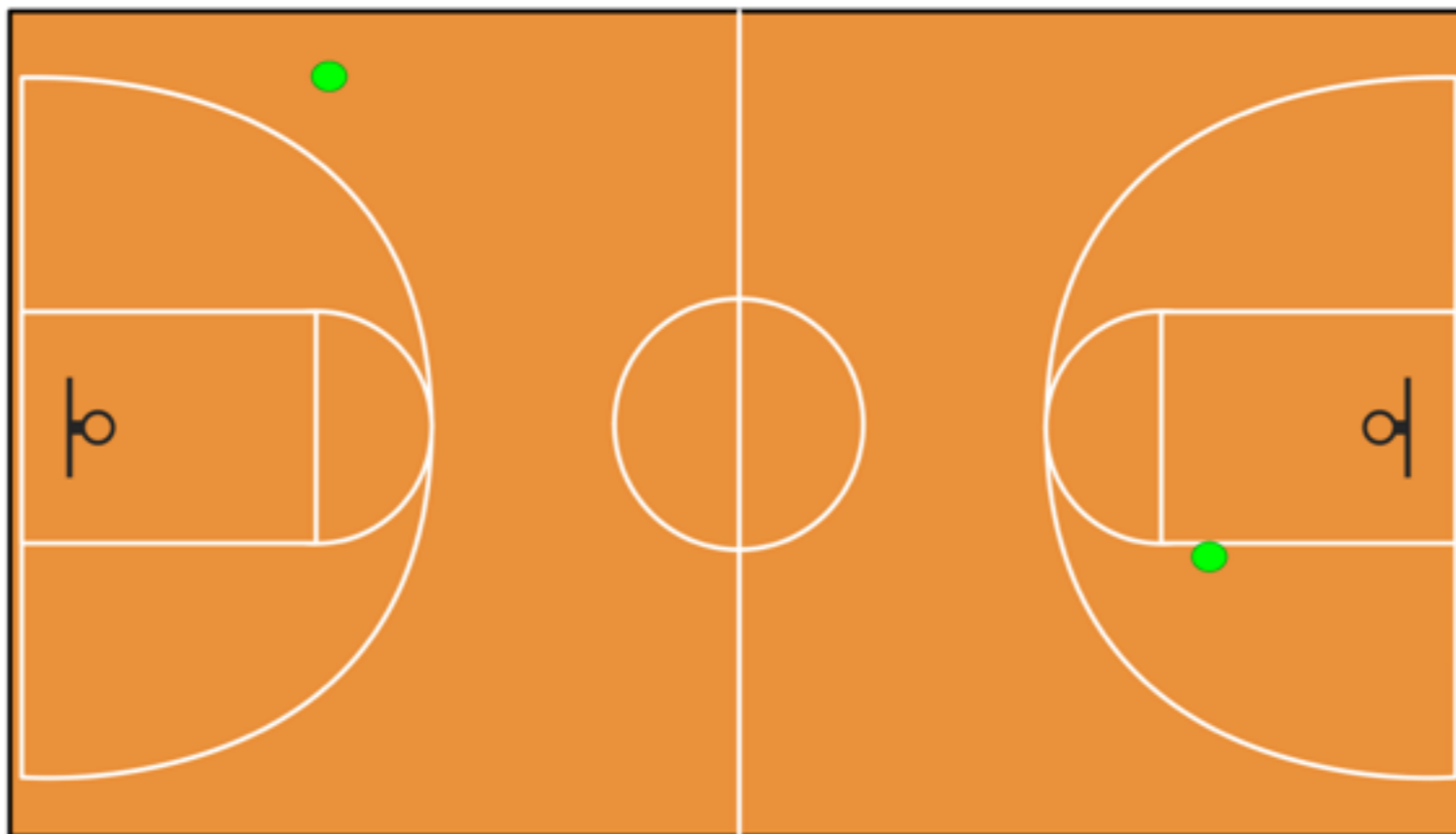
Season Type:
Date: 07/15/2018 19:06:28
Opponent Score: 56

SCORING STATS

#	PLAYER	FOULS	PTS	FTM	FTA	FT%	2FGM	2FGA	2FG%	3FGM	3FGA	3FG%	TFGM	TFGA	eFG%
10	Khalil Forr...	0.0	5.0	0.0	0.0	0.0%	1.0	1.0	100.0%	1.0	1.0	100.0%	2.0	2.0	125.0%

NON-SCORING STATS

#	PLAYER	MIN	ASSTS	OREBS	DREBS	TREBS	STLS	TIEUPS	DEFS	BLKS	CHRG	TOVRS	PER	PER/MIN	+/-
10	Khalil Forrester	00:28:16	1.0	0.0	4.0	4.0	2.0	1.0	2.0	0.0	0.0	3.0	9.0	0.3	-6.0



Team Name: Team 2
Team Score: 3
Opponent Name: team1
Coach's ID:

Season Type:
Date: 07/15/2018 19:06:28
Opponent Score: 56

SCORING STATS

#	PLAYER	FOULS	PTS	FTM	FTA	FT%	2FGM	2FGA	2FG%	3FGM	3FGA	3FG%	TFGM	TFGA	eFG%
21	nic	0.0	3.0	0.0	0.0	0.0%	0.0	0.0	0.0%	1.0	3.0	33.3%	1.0	3.0	50.0%

NON-SCORING STATS

#	PLAYER	MIN	ASSTS	OREBS	DREBS	TREBS	STLS	TIEUPS	DEFS	BLKS	CHRG	TOVRS	PER	PER/MIN	+/-
21	nic	00:16:48	1.0	0.0	2.0	2.0	1.0	0.0	0.0	0.0	0.0	2.0	1.0	0.1	10.0

