

Team Name: Team 1
Team Score: 52
Opponent Name: team 2
Coach's ID:

Season Type:
Date: 06/17/2018 19:09:57
Opponent Score: 47

SCORING STATS

#	PLAYER	FOULS	PTS	FTM	FTA	FT%	2FGM	2FGA	2FG%	3FGM	3FGA	3FG%	TFGM	TFGA	eFG%
98	Aston Eck...	0.0	3.0	0.0	0.0	0.0%	0.0	0.0	0.0%	1.0	2.0	50.0%	1.0	2.0	75.0%
1	David Choi	0.0	0.0	0.0	0.0	0.0%	0.0	0.0	0.0%	0.0	0.0	0.0%	0.0	0.0	0%
99	Ian	0.0	3.0	0.0	0.0	0.0%	0.0	1.0	0.0%	1.0	1.0	100.0%	1.0	2.0	75.0%
2	Jacob Graf	0.0	10.0	0.0	0.0	0.0%	2.0	5.0	40.0%	2.0	2.0	100.0%	4.0	7.0	71.4%
80	Jason Glass	0.0	6.0	2.0	2.0	100.0%	2.0	3.0	66.7%	0.0	1.0	0.0%	2.0	4.0	50.0%
10	Jonathan Li	0.0	7.0	0.0	0.0	0.0%	2.0	5.0	40.0%	1.0	2.0	50.0%	3.0	7.0	50.0%
24	Jorge Car...	0.0	8.0	1.0	2.0	50.0%	2.0	3.0	66.7%	1.0	3.0	33.3%	3.0	6.0	58.3%
600	Jose Rodri...	0.0	0.0	0.0	0.0	0.0%	0.0	0.0	0.0%	0.0	0.0	0.0%	0.0	0.0	0%
200	Justin Kal...	0.0	11.0	1.0	2.0	50.0%	5.0	15.0	33.3%	0.0	0.0	0.0%	5.0	15.0	33.3%
8	Marcos Sa...	0.0	2.0	0.0	2.0	0.0%	1.0	2.0	50.0%	0.0	0.0	0.0%	1.0	2.0	50.0%
23	Mason Kim	0.0	2.0	0.0	0.0	0.0%	1.0	1.0	100.0%	0.0	0.0	0.0%	1.0	1.0	100.0%
	Total	0.0	52.0	4.0	8.0	50.0%	15.0	35.0	42.9%	6.0	11.0	54.5%	21.0	46.0	52.2%

Team Name: Team 1
Team Score: 52
Opponent Name: team 2
Coach's ID:

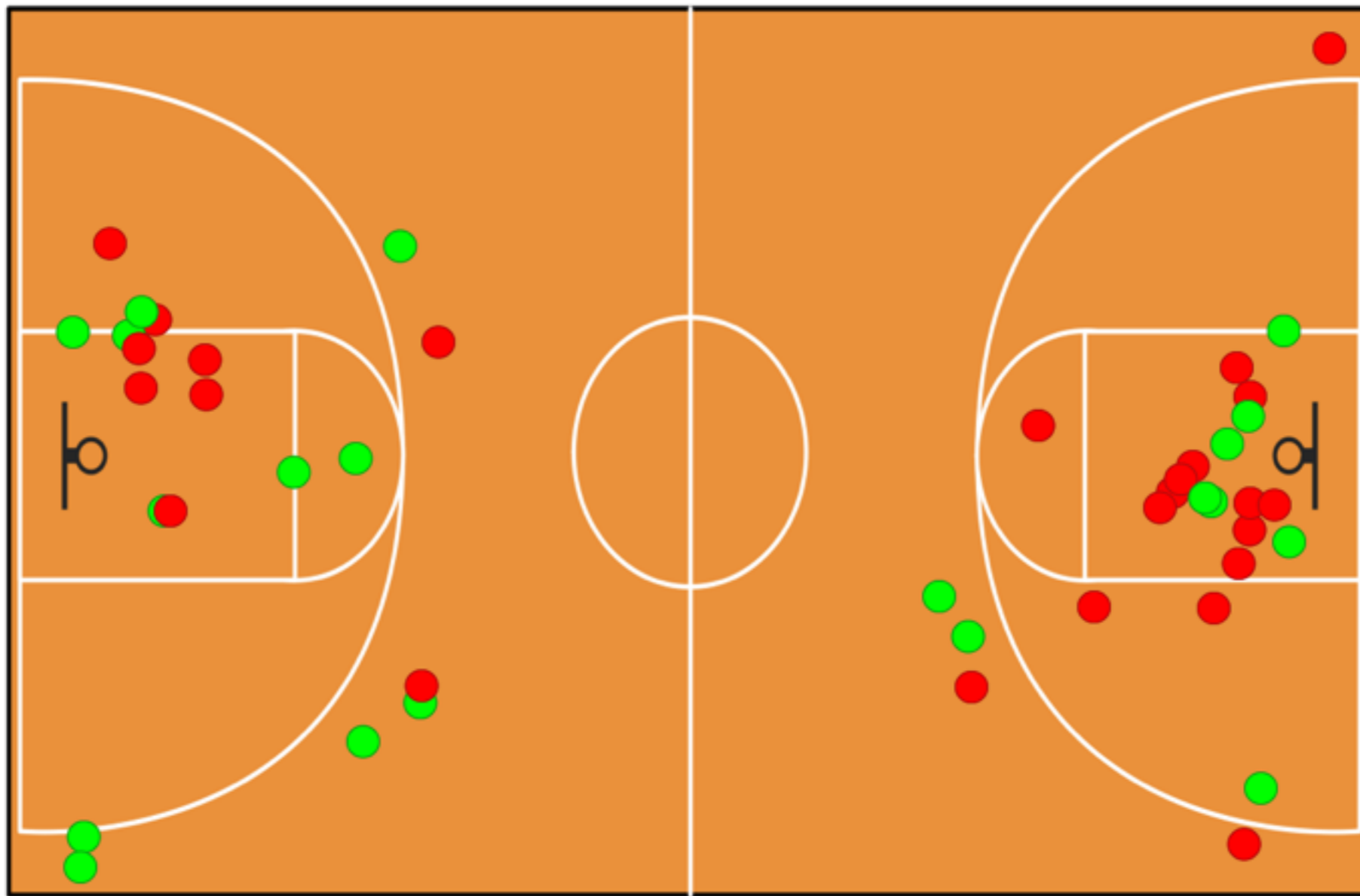
Season Type:
Date: 06/17/2018 19:09:57
Opponent Score: 47

NON-SCORING STATS

#	PLAYER	MIN	ASSTS	OREBS	DREBS	TREBS	STLS	TIEUPS	DEFS	BLKS	CHRGs	TOVRS	PER	PER/MIN	+/-
98	Aston Eckart	00:19:45	0.0	0.0	2.0	2.0	0.0	0.0	0.0	0.0	0.0	1.0	2.0	0.1	4.0
1	David Choi	00:00:00	0.0	0.0	0.0	0.0	0.0	0.0	0.0	0.0	0.0	0.0	0.0	0.0	0.0
99	Ian	00:19:35	0.0	0.0	3.0	3.0	1.0	0.0	0.0	1.0	0.0	4.0	-1.0	-0.1	-2.0
2	Jacob Graf	00:25:25	1.0	0.0	1.0	1.0	1.0	0.0	1.0	0.0	0.0	3.0	5.0	0.2	-2.0
80	Jason Glass	00:25:33	1.0	1.0	3.0	4.0	4.0	0.0	2.0	0.0	1.0	0.0	17.0	0.7	10.0
10	Jonathan Li	00:25:28	0.0	0.0	0.0	0.0	1.0	0.0	2.0	0.0	0.0	2.0	2.0	0.1	-7.0
24	Jorge Carballo	00:24:47	1.0	2.0	0.0	2.0	1.0	0.0	1.0	2.0	0.0	2.0	7.0	0.3	8.0
600	Jose Rodriguez	00:00:00	0.0	0.0	0.0	0.0	0.0	0.0	0.0	0.0	0.0	0.0	0.0	0.0	0.0
200	Justin Kalski	00:19:56	2.0	6.0	4.0	10.0	0.0	0.0	0.0	0.0	0.0	1.0	10.0	0.5	3.0
8	Marcos Salvino	00:20:04	1.0	0.0	0.0	0.0	0.0	0.0	0.0	1.0	0.0	0.0	1.0	0.1	2.0
23	Mason Kim	00:19:27	1.0	0.0	2.0	2.0	1.0	0.0	0.0	0.0	0.0	4.0	-2.0	-0.1	9.0
	Total		7.0	9.0	15.0	24.0	9.0	0.0	6.0	4.0	1.0	17.0	41.0	1.7	

Team Name: Team 1
Team Score: 52
Opponent Name: team 2
Coach's ID:

Season Type:
Date: 06/17/2018 19:09:57
Opponent Score: 47



FG% = 20.0/45.0 (44.44%)

Team Name: Team 1
Team Score: 3
Opponent Name: team 2
Coach's ID:

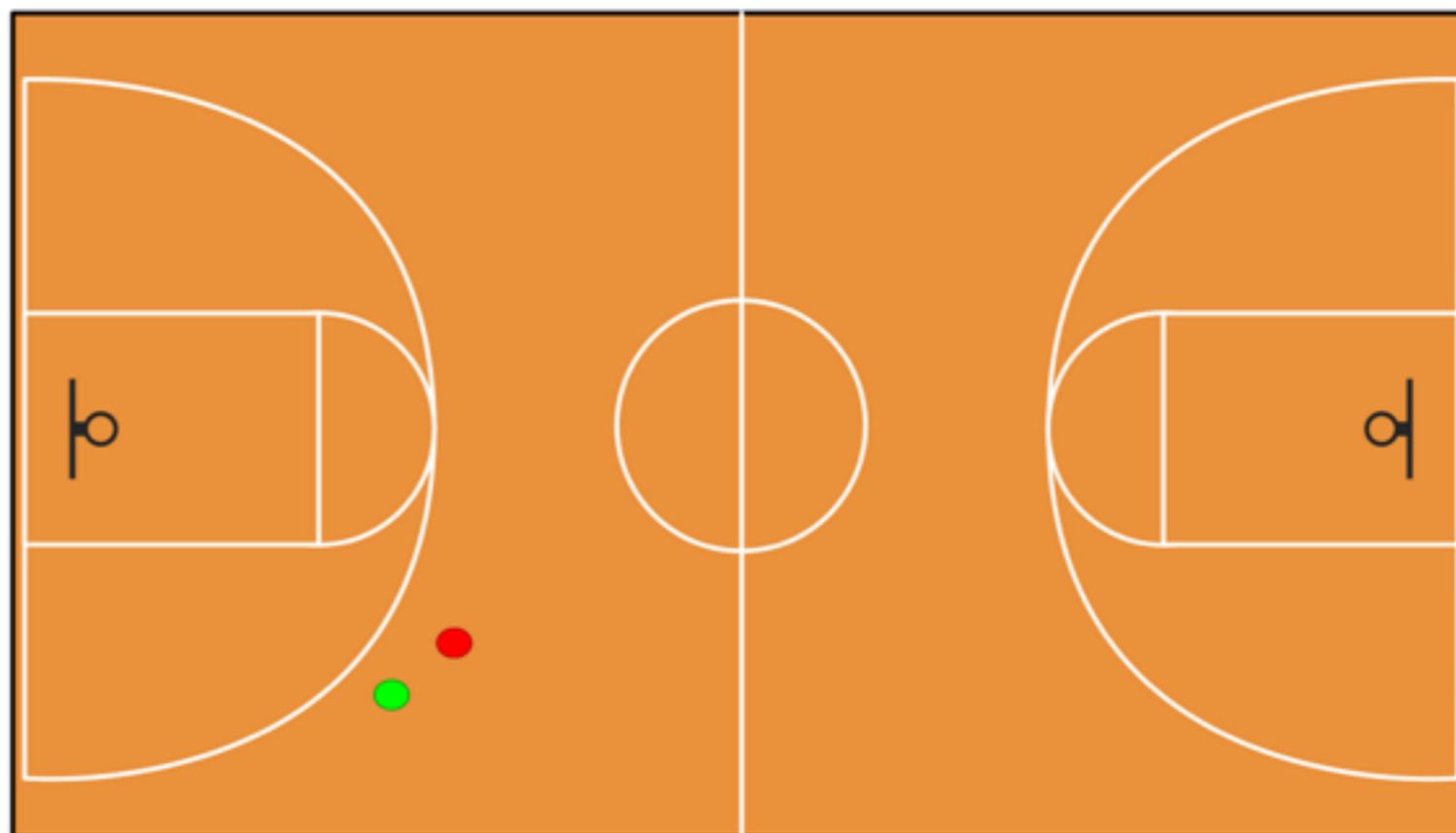
Season Type:
Date: 06/17/2018 19:09:57
Opponent Score: 47

SCORING STATS

#	PLAYER	FOULS	PTS	FTM	FTA	FT%	2FGM	2FGA	2FG%	3FGM	3FGA	3FG%	TFGM	TFGA	eFG%
98	Aston Eck...	0.0	3.0	0.0	0.0	0.0%	0.0	0.0	0.0%	1.0	2.0	50.0%	1.0	2.0	75.0%

NON-SCORING STATS

#	PLAYER	MIN	ASSTS	OREBS	DREBS	TREBS	STLS	TIEUPS	DEFS	BLKS	CHRGs	TOVRS	PER	PER/MIN	+/-
98	Aston Eckart	00:19:45	0.0	0.0	2.0	2.0	0.0	0.0	0.0	0.0	0.0	1.0	2.0	0.1	4.0



Team Name: Team 1
Team Score: 0
Opponent Name: team 2
Coach's ID:

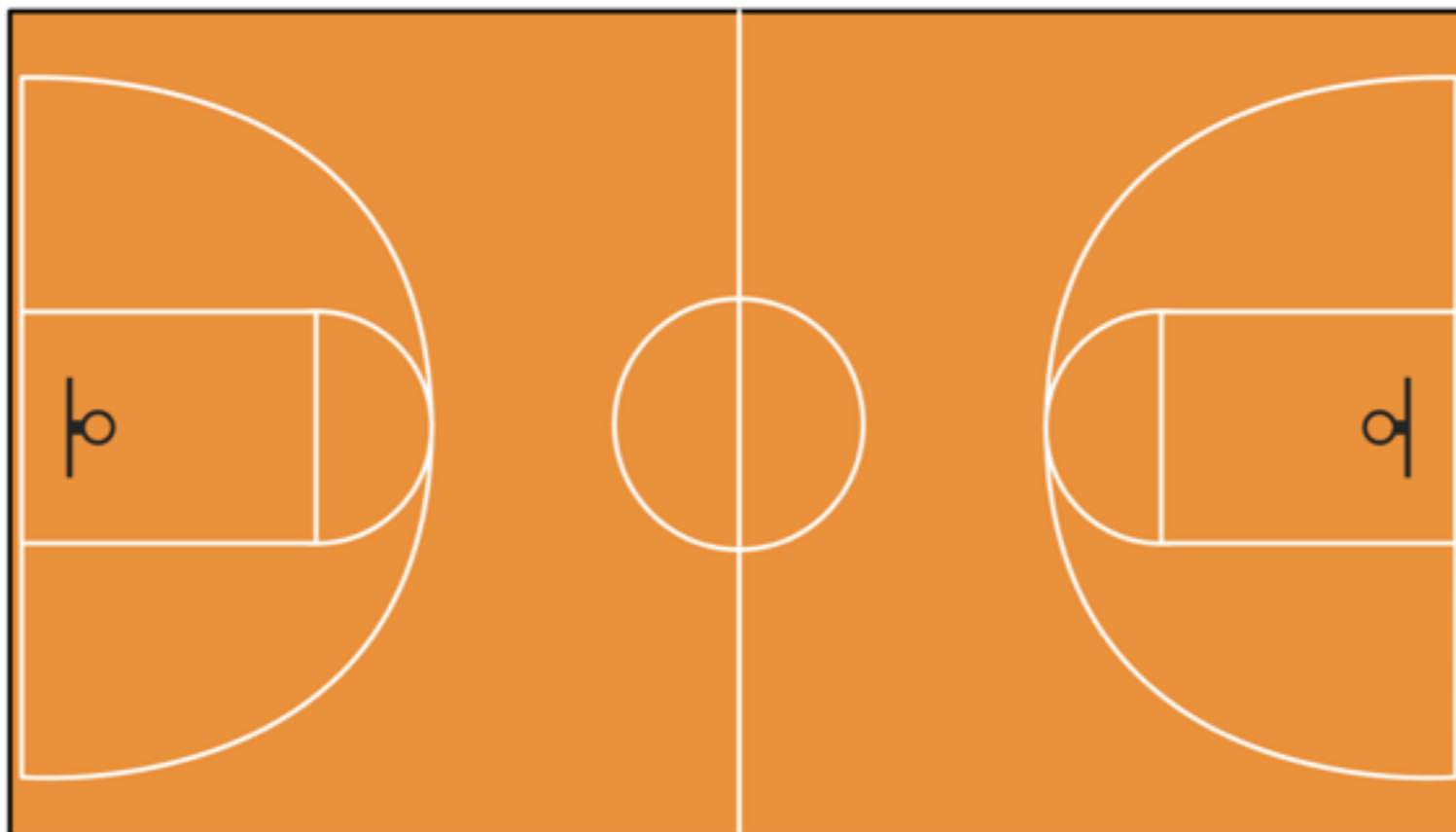
Season Type:
Date: 06/17/2018 19:09:57
Opponent Score: 47

SCORING STATS

#	PLAYER	FOULS	PTS	FTM	FTA	FT%	2FGM	2FGA	2FG%	3FGM	3FGA	3FG%	TFGM	TFGA	eFG%
1	David Choi	0.0	0.0	0.0	0.0	0.0%	0.0	0.0	0.0%	0.0	0.0	0.0%	0.0	0.0	0%

NON-SCORING STATS

#	PLAYER	MIN	ASSTS	OREBS	DREBS	TREBS	STLS	TIEUPS	DEFS	BLKS	CHRG	TOVRS	PER	PER/MIN	+/-
1	David Choi	00:00:00	0.0	0.0	0.0	0.0	0.0	0.0	0.0	0.0	0.0	0.0	0.0	0.0	0.0



Team Name: Team 1
Team Score: 3
Opponent Name: team 2
Coach's ID:

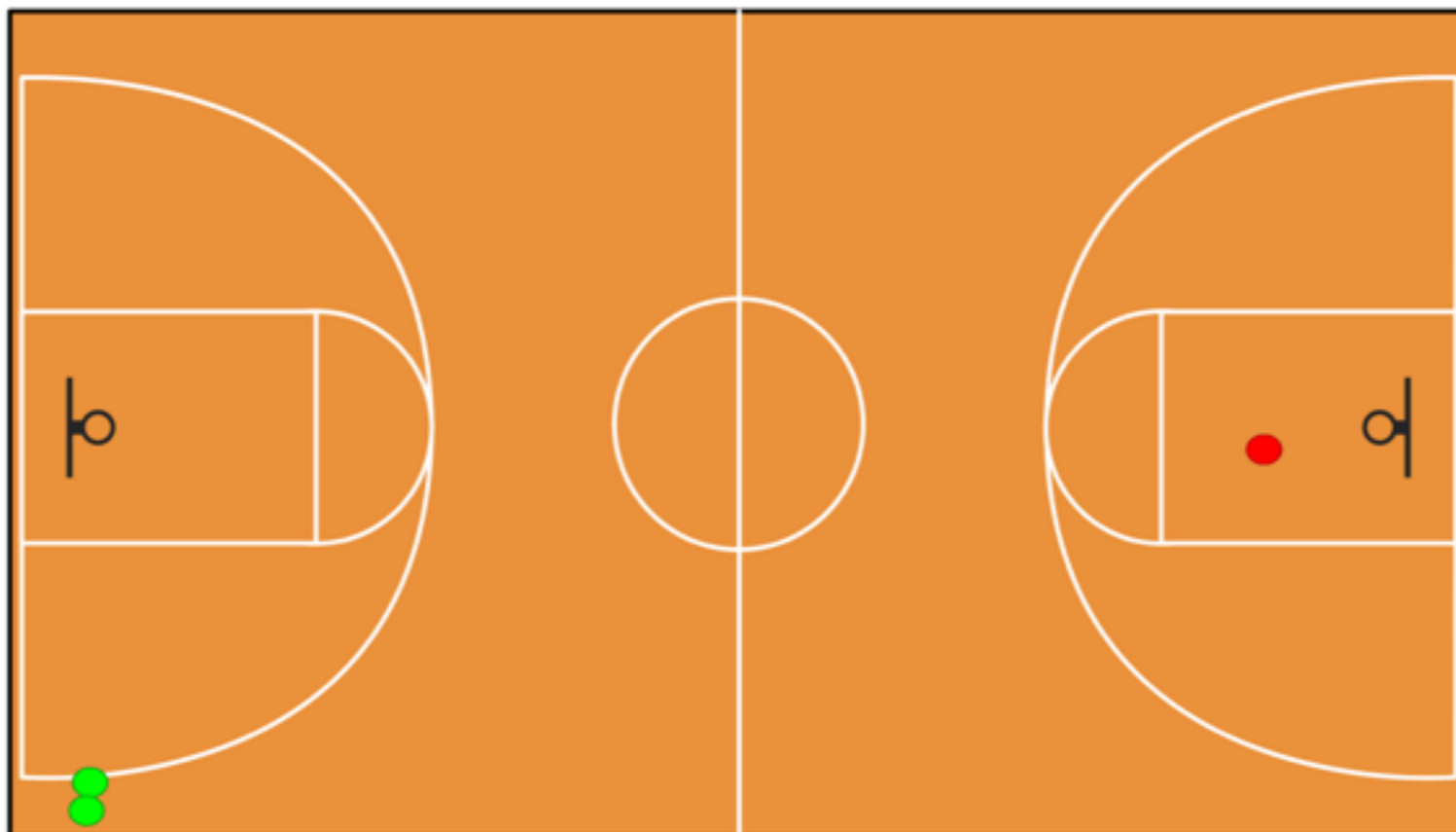
Season Type:
Date: 06/17/2018 19:09:57
Opponent Score: 47

SCORING STATS

#	PLAYER	FOULS	PTS	FTM	FTA	FT%	2FGM	2FGA	2FG%	3FGM	3FGA	3FG%	TFGM	TFGA	eFG%
99	Ian	0.0	3.0	0.0	0.0	0.0%	0.0	1.0	0.0%	1.0	1.0	100.0%	1.0	2.0	75.0%

NON-SCORING STATS

#	PLAYER	MIN	ASSTS	OREBS	DREBS	TREBS	STLS	TIEUPS	DEFS	BLKS	CHRGs	TOVRS	PER	PER/MIN	+/-
99	Ian	00:19:35	0.0	0.0	3.0	3.0	1.0	0.0	0.0	1.0	0.0	4.0	-1.0	-0.1	-2.0



Team Name: Team 1
Team Score: 10
Opponent Name: team 2
Coach's ID:

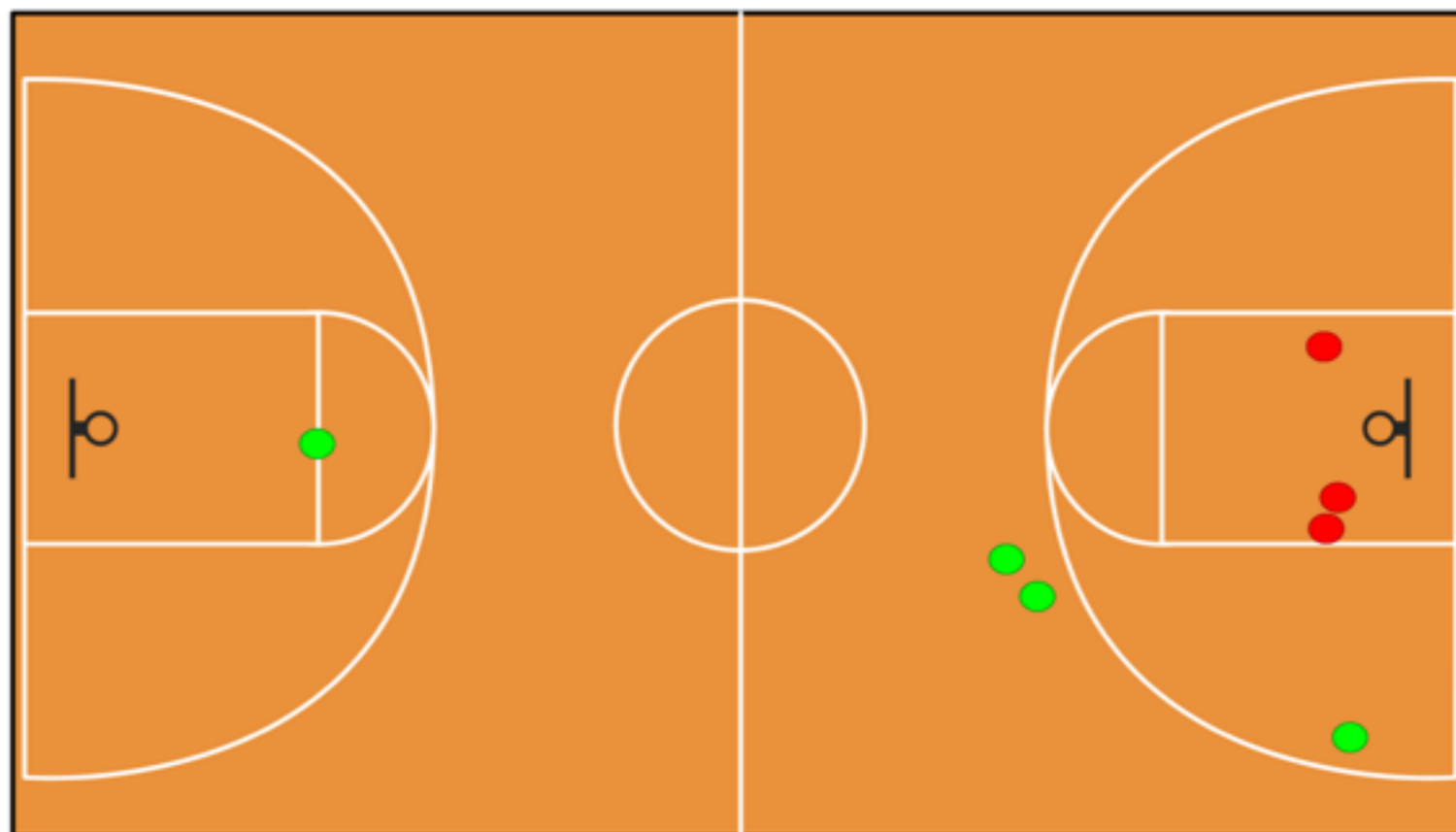
Season Type:
Date: 06/17/2018 19:09:57
Opponent Score: 47

SCORING STATS

#	PLAYER	FOULS	PTS	FTM	FTA	FT%	2FGM	2FGA	2FG%	3FGM	3FGA	3FG%	TFGM	TFGA	eFG%
2	Jacob Graf	0.0	10.0	0.0	0.0	0.0%	2.0	5.0	40.0%	2.0	2.0	100.0%	4.0	7.0	71.4%

NON-SCORING STATS

#	PLAYER	MIN	ASSTS	OREBS	DREBS	TREBS	STLS	TIEUPS	DEFS	BLKS	CHRG	TOVRS	PER	PER/MIN	+/-
2	Jacob Graf	00:25:25	1.0	0.0	1.0	1.0	1.0	0.0	1.0	0.0	0.0	3.0	5.0	0.2	-2.0



Team Name: Team 1
Team Score: 6
Opponent Name: team 2
Coach's ID:

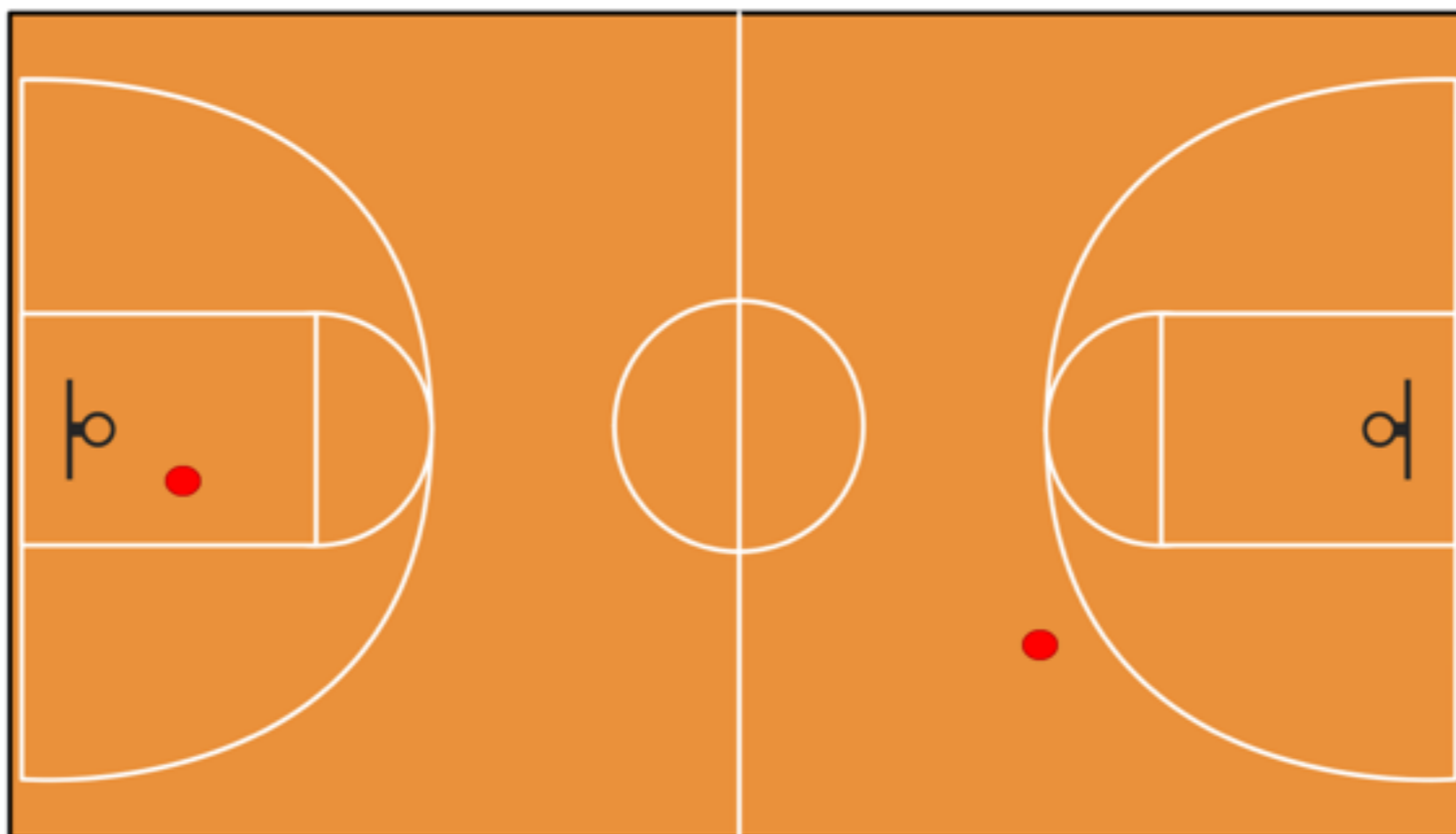
Season Type:
Date: 06/17/2018 19:09:57
Opponent Score: 47

SCORING STATS

#	PLAYER	FOULS	PTS	FTM	FTA	FT%	2FGM	2FGA	2FG%	3FGM	3FGA	3FG%	TFGM	TFGA	eFG%
80	Jason Glass	0.0	6.0	2.0	2.0	100.0%	2.0	3.0	66.7%	0.0	1.0	0.0%	2.0	4.0	50.0%

NON-SCORING STATS

#	PLAYER	MIN	ASSTS	OREBS	DREBS	TREBS	STLS	TIEUPS	DEFS	BLKS	CHRGs	TOVRS	PER	PER/MIN	+/-
80	Jason Glass	00:25:33	1.0	1.0	3.0	4.0	4.0	0.0	2.0	0.0	1.0	0.0	17.0	0.7	10.0



Team Name: Team 1
Team Score: 7
Opponent Name: team 2
Coach's ID:

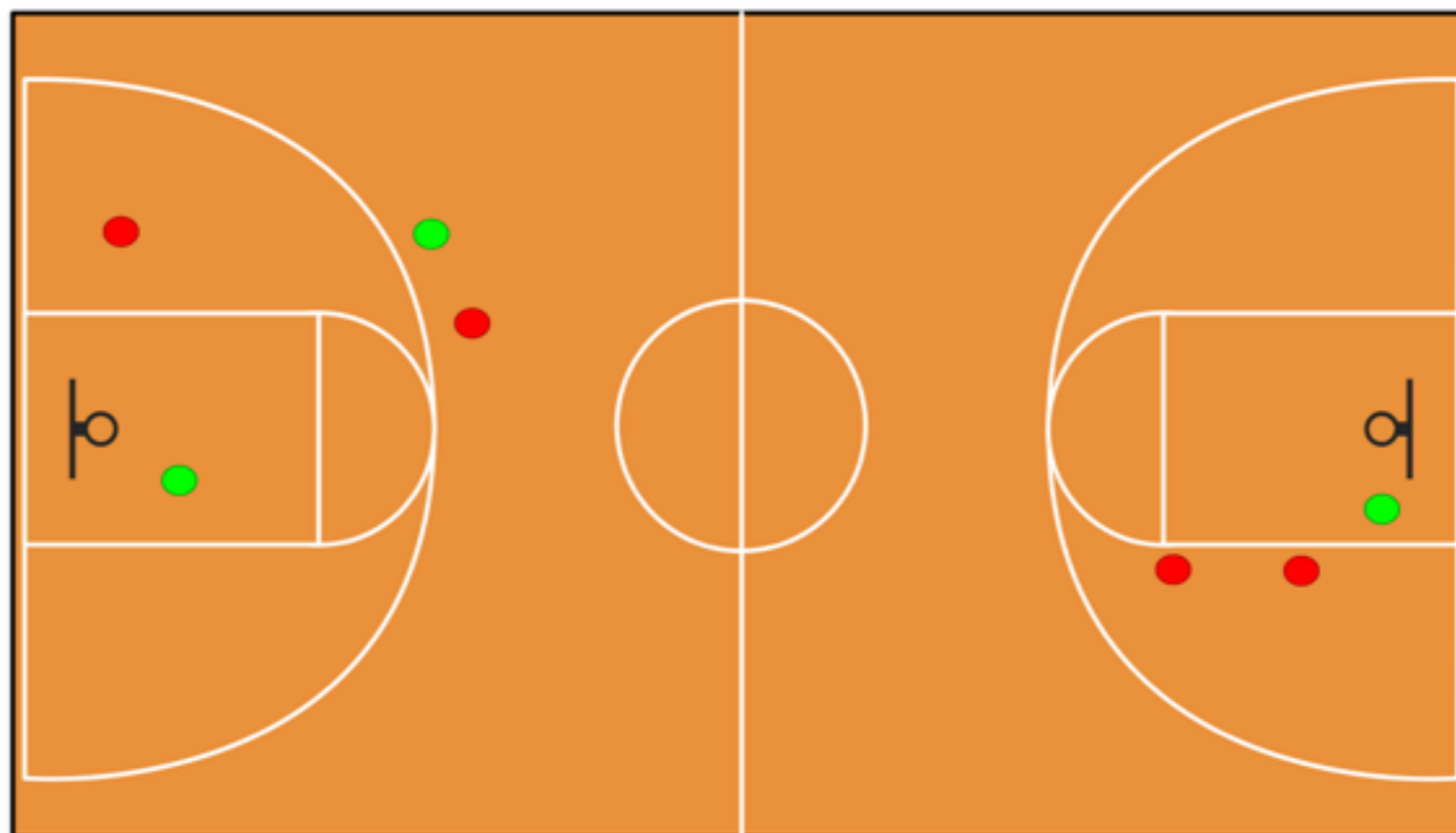
Season Type:
Date: 06/17/2018 19:09:57
Opponent Score: 47

SCORING STATS

#	PLAYER	FOULS	PTS	FTM	FTA	FT%	2FGM	2FGA	2FG%	3FGM	3FGA	3FG%	TFGM	TFGA	eFG%
10	Jonathan Li	0.0	7.0	0.0	0.0	0.0%	2.0	5.0	40.0%	1.0	2.0	50.0%	3.0	7.0	50.0%

NON-SCORING STATS

#	PLAYER	MIN	ASSTS	OREBS	DREBS	TREBS	STLS	TIEUPS	DEFS	BLKS	CHRGs	TOVRS	PER	PER/MIN	+/-
10	Jonathan Li	00:25:28	0.0	0.0	0.0	0.0	1.0	0.0	2.0	0.0	0.0	2.0	2.0	0.1	-7.0



Team Name: Team 1
Team Score: 8
Opponent Name: team 2
Coach's ID:

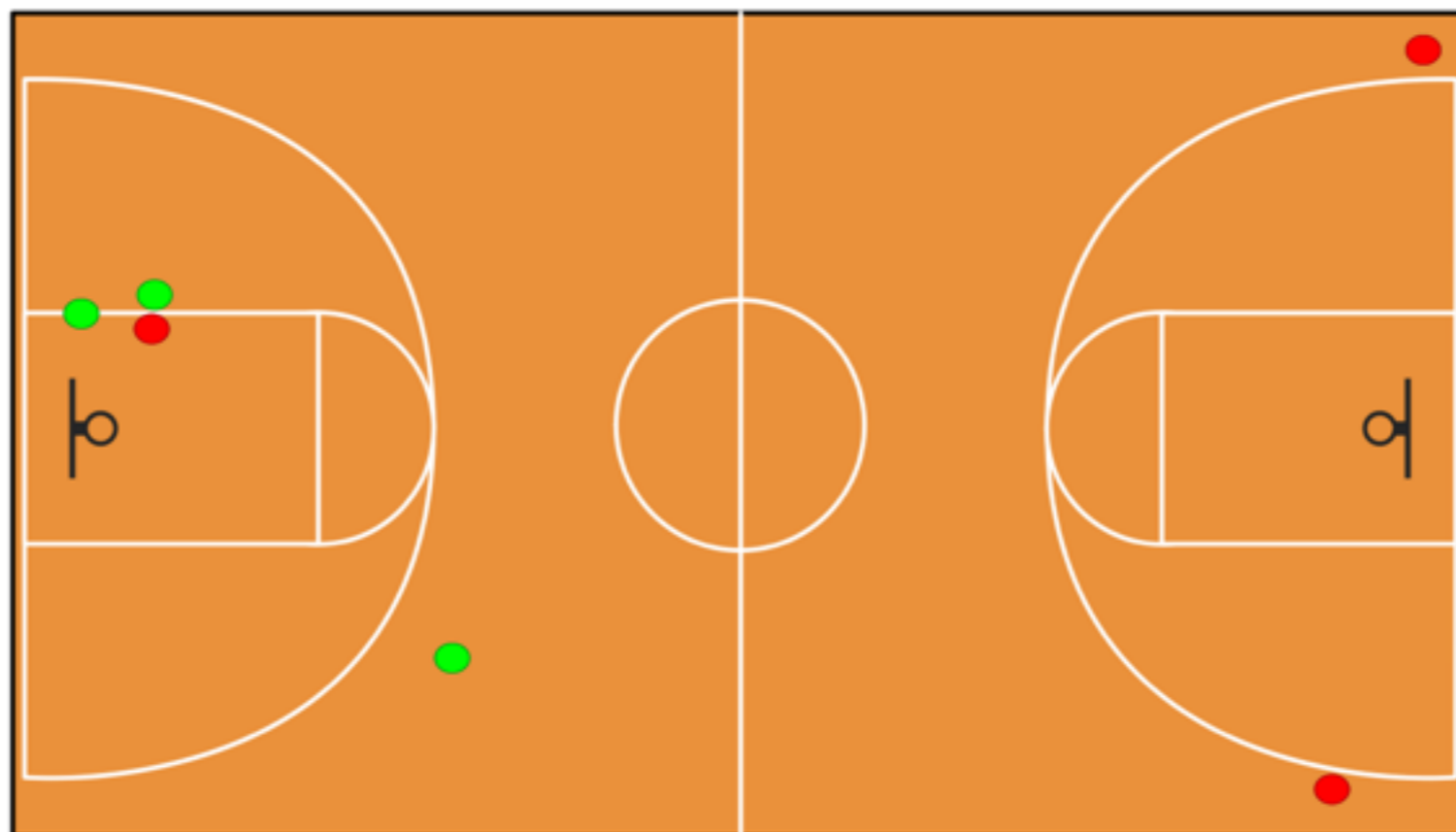
Season Type:
Date: 06/17/2018 19:09:57
Opponent Score: 47

SCORING STATS

#	PLAYER	FOULS	PTS	FTM	FTA	FT%	2FGM	2FGA	2FG%	3FGM	3FGA	3FG%	TFGM	TFGA	eFG%
24	Jorge Car...	0.0	8.0	1.0	2.0	50.0%	2.0	3.0	66.7%	1.0	3.0	33.3%	3.0	6.0	58.3%

NON-SCORING STATS

#	PLAYER	MIN	ASSTS	OREBS	DREBS	TREBS	STLS	TIEUPS	DEFS	BLKS	CHRGs	TOVRS	PER	PER/MIN	+/-
24	Jorge Carballo	00:24:47	1.0	2.0	0.0	2.0	1.0	0.0	1.0	2.0	0.0	2.0	7.0	0.3	8.0



Team Name: Team 1
Team Score: 0
Opponent Name: team 2
Coach's ID:

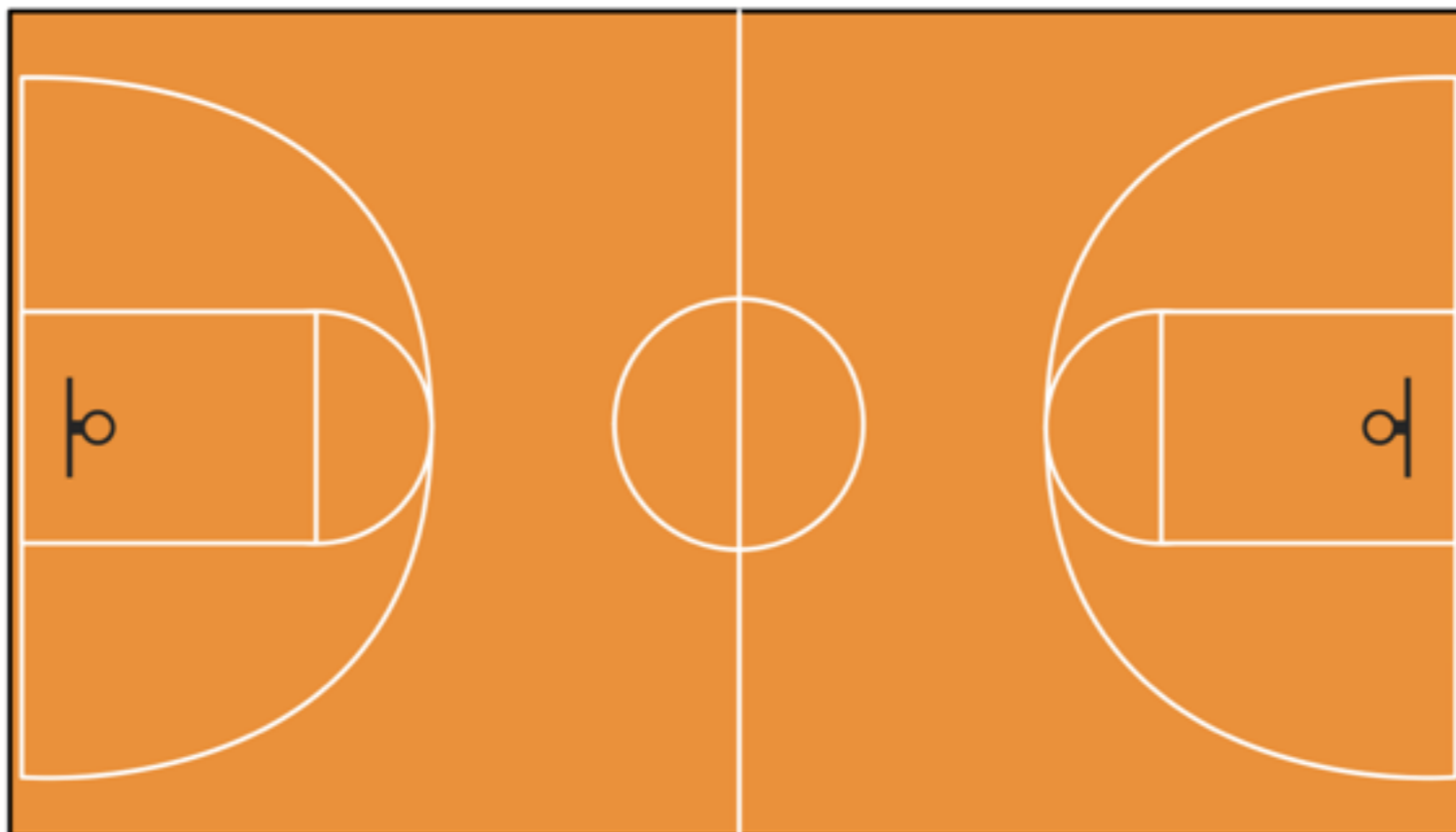
Season Type:
Date: 06/17/2018 19:09:57
Opponent Score: 47

SCORING STATS

#	PLAYER	FOULS	PTS	FTM	FTA	FT%	2FGM	2FGA	2FG%	3FGM	3FGA	3FG%	TFGM	TFGA	eFG%
600	Jose Rodri...	0.0	0.0	0.0	0.0	0.0%	0.0	0.0	0.0%	0.0	0.0	0.0%	0.0	0.0	0%

NON-SCORING STATS

#	PLAYER	MIN	ASSTS	OREBS	DREBS	TREBS	STLS	TIEUPS	DEFS	BLKS	CHRGs	TOVRS	PER	PER/MIN	+/-
600	Jose Rodriguez	00:00:00	0.0	0.0	0.0	0.0	0.0	0.0	0.0	0.0	0.0	0.0	0.0	0.0	0.0



Team Name: Team 1
Team Score: 11
Opponent Name: team 2
Coach's ID:

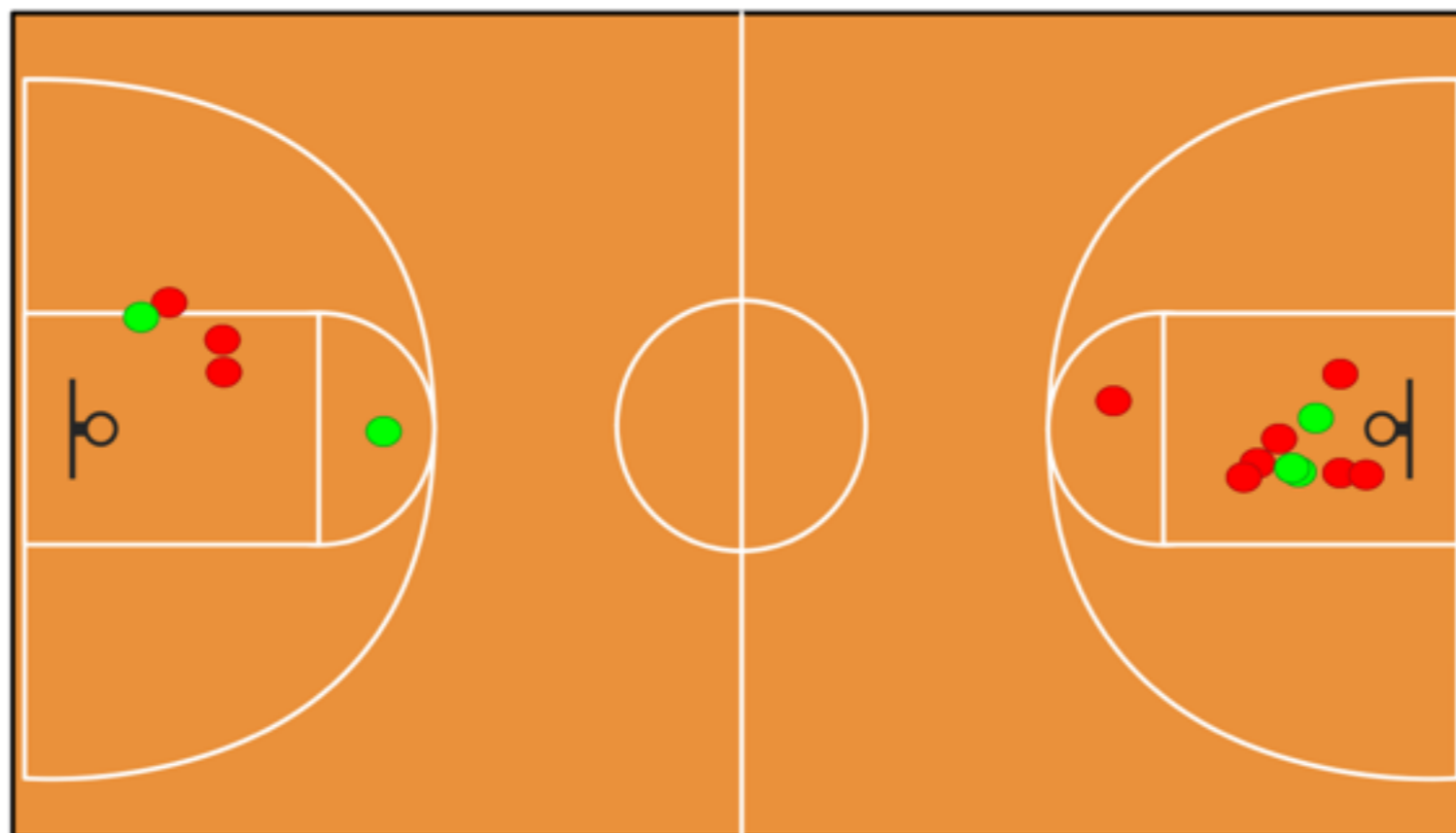
Season Type:
Date: 06/17/2018 19:09:57
Opponent Score: 47

SCORING STATS

#	PLAYER	FOULS	PTS	FTM	FTA	FT%	2FGM	2FGA	2FG%	3FGM	3FGA	3FG%	TFGM	TFGA	eFG%
200	Justin Kal...	0.0	11.0	1.0	2.0	50.0%	5.0	15.0	33.3%	0.0	0.0	0.0%	5.0	15.0	33.3%

NON-SCORING STATS

#	PLAYER	MIN	ASSTS	OREBS	DREBS	TREBS	STLS	TIEUPS	DEFS	BLKS	CHRGs	TOVRS	PER	PER/MIN	+/-
200	Justin Kalski	00:19:56	2.0	6.0	4.0	10.0	0.0	0.0	0.0	0.0	0.0	1.0	10.0	0.5	3.0



Team Name: Team 1
Team Score: 2
Opponent Name: team 2
Coach's ID:

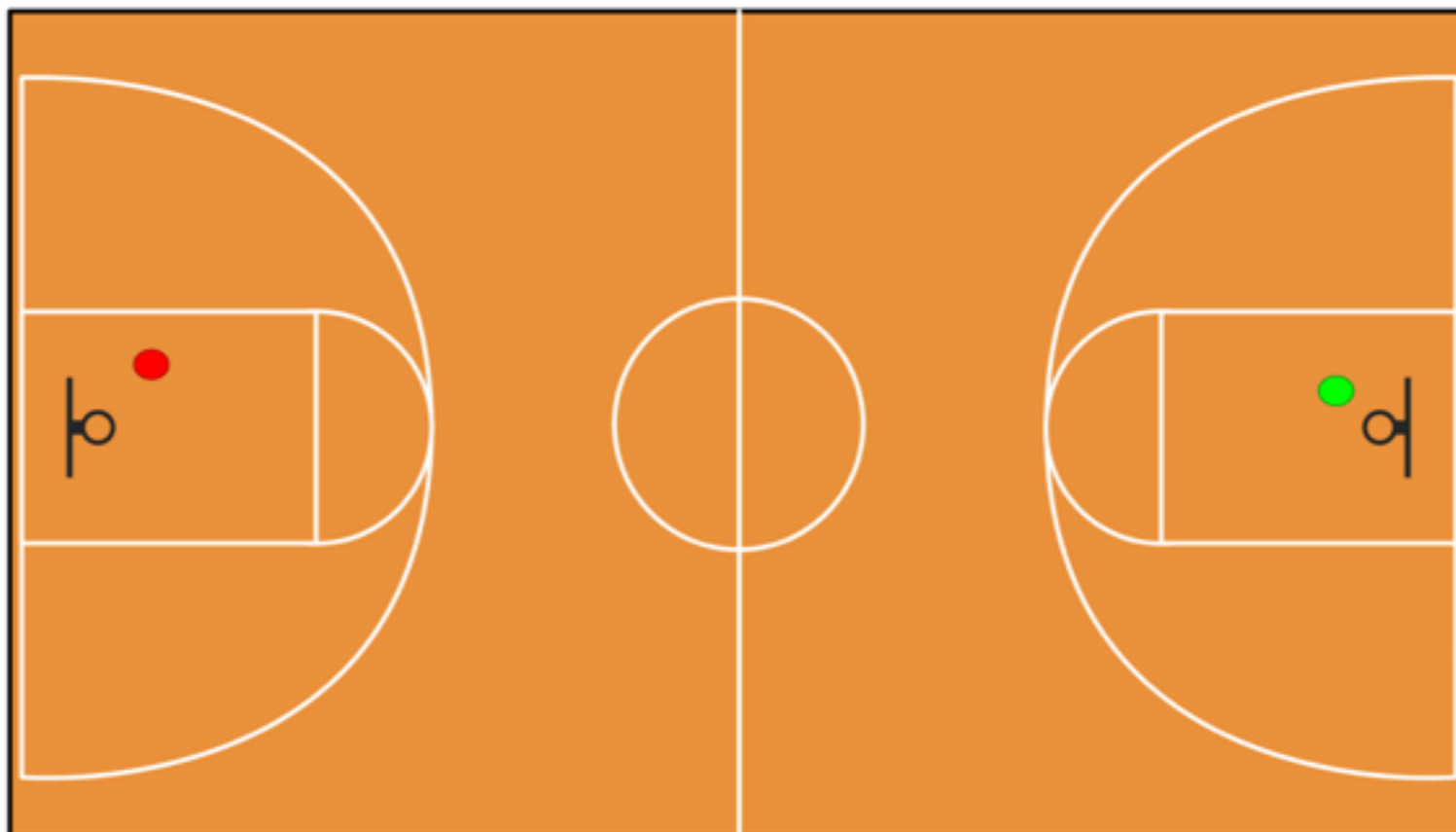
Season Type:
Date: 06/17/2018 19:09:57
Opponent Score: 47

SCORING STATS

#	PLAYER	FOULS	PTS	FTM	FTA	FT%	2FGM	2FGA	2FG%	3FGM	3FGA	3FG%	TFGM	TFGA	eFG%
8	Marcos Sa...	0.0	2.0	0.0	2.0	0.0%	1.0	2.0	50.0%	0.0	0.0	0.0%	1.0	2.0	50.0%

NON-SCORING STATS

#	PLAYER	MIN	ASSTS	OREBS	DREBS	TREBS	STLS	TIEUPS	DEFS	BLKS	CHRGs	TOVRS	PER	PER/MIN	+/-
8	Marcos Salvino	00:20:04	1.0	0.0	0.0	0.0	0.0	0.0	0.0	1.0	0.0	0.0	1.0	0.1	2.0



Team Name: Team 1
Team Score: 2
Opponent Name: team 2
Coach's ID:

Season Type:
Date: 06/17/2018 19:09:57
Opponent Score: 47

SCORING STATS

#	PLAYER	FOULS	PTS	FTM	FTA	FT%	2FGM	2FGA	2FG%	3FGM	3FGA	3FG%	TFGM	TFGA	eFG%
23	Mason Kim	0.0	2.0	0.0	0.0	0.0%	1.0	1.0	100.0%	0.0	0.0	0.0%	1.0	1.0	100.0%

NON-SCORING STATS

#	PLAYER	MIN	ASSTS	OREBS	DREBS	TREBS	STLS	TIEUPS	DEFS	BLKS	CHRGs	TOVRS	PER	PER/MIN	+/-
23	Mason Kim	00:19:27	1.0	0.0	2.0	2.0	1.0	0.0	0.0	0.0	0.0	4.0	-2.0	-0.1	9.0

