

Team Name: weasels

Team Score: 42

Opponent Name: Squirrels

Coach's ID:

Season Type:

Date: 10/29/2017 09:06:50

Opponent Score: 61

SCORING STATS

#	PLAYER	FOULS	PTS	FTM	FTA	FT%	2FGM	2FGA	2FG%	3FGM	3FGA	3FG%	TFGM	TFGA	eFG%
3	Alex	0.00	3.00	0.00	0.00	0.0%	0.00	3.00	0.0%	1.00	2.00	50.0%	1.00	5.00	30.0%
54	Blas	0.00	8.00	2.00	3.00	66.7%	3.00	9.00	33.3%	0.00	0.00	0.0%	3.00	9.00	33.3%
30	Caleb	0.00	10.00	3.00	4.00	75.0%	2.00	4.00	50.0%	1.00	4.00	25.0%	3.00	8.00	43.8%
1	Jonathan	0.00	4.00	0.00	0.00	0.0%	2.00	4.00	50.0%	0.00	4.00	0.0%	2.00	8.00	25.0%
4	Joseph	0.00	0.00	0.00	1.00	0.0%	0.00	1.00	0.0%	0.00	0.00	0.0%	0.00	1.00	0%
99	Late	0.00	0.00	0.00	0.00	0.0%	0.00	0.00	0.0%	0.00	0.00	0.0%	0.00	0.00	0%
23	Mason Kim	0.00	17.00	2.00	3.00	66.7%	6.00	9.00	66.7%	1.00	2.00	50.0%	7.00	11.00	68.2%
11	Tyler Lee	0.00	0.00	0.00	0.00	0.0%	0.00	0.00	0.0%	0.00	4.00	0.0%	0.00	4.00	0%
	Total	0.00	42.00	7.00	11.00	63.6%	13.00	30.00	43.3%	3.00	16.00	18.8%	16.00	46.00	38.0%

Team Name: weasels

Season Type:

Team Score: 42

Date: 10/29/2017 09:06:50

Opponent Name: Squirrels

Opponent Score: 61

Coach's ID:

NON-SCORING STATS

#	PLAYER	MIN	ASSTS	OREBS	DREBS	TREBS	STLS	TIEUPS	DEFS	BLKS	CHRG	TOVRS	PER	PER/MIN	+/-
3	Alex	00:29:58	0.00	0.00	1.00	1.00	0.00	0.00	0.00	0.00	0.00	1.00	-2.00	-0.07	-35.00
54	Blas	00:31:54	0.00	6.00	6.00	12.00	1.00	1.00	0.00	0.00	0.00	2.00	11.00	0.35	-29.00
30	Caleb	00:33:48	1.00	0.00	0.00	0.00	3.00	0.00	4.00	0.00	0.00	7.00	-2.00	-0.06	-25.00
1	Jonathan	00:30:26	1.00	1.00	4.00	5.00	1.00	0.00	1.00	0.00	0.00	4.00	-2.00	-0.07	-29.00
4	Joseph	00:20:07	0.00	0.00	0.00	0.00	0.00	0.00	0.00	0.00	0.00	2.00	-6.00	-0.31	-39.00
99	Late	00:00:00	0.00	0.00	0.00	0.00	0.00	0.00	0.00	0.00	0.00	0.00	0.00	0.00	-61.00
23	Mason Kim	00:38:24	1.00	0.00	2.00	2.00	5.00	1.00	2.00	0.00	0.00	5.00	13.00	0.34	-20.00
11	Tyler Lee	00:25:33	0.00	0.00	0.00	0.00	1.00	0.00	0.00	0.00	0.00	4.00	-11.00	-0.43	-40.00
	Total		3.00	7.00	13.00	20.00	11.00	2.00	7.00	0.00	0.00	25.00	1.00	-0.25	

Team Name: weasels

Team Score: 42

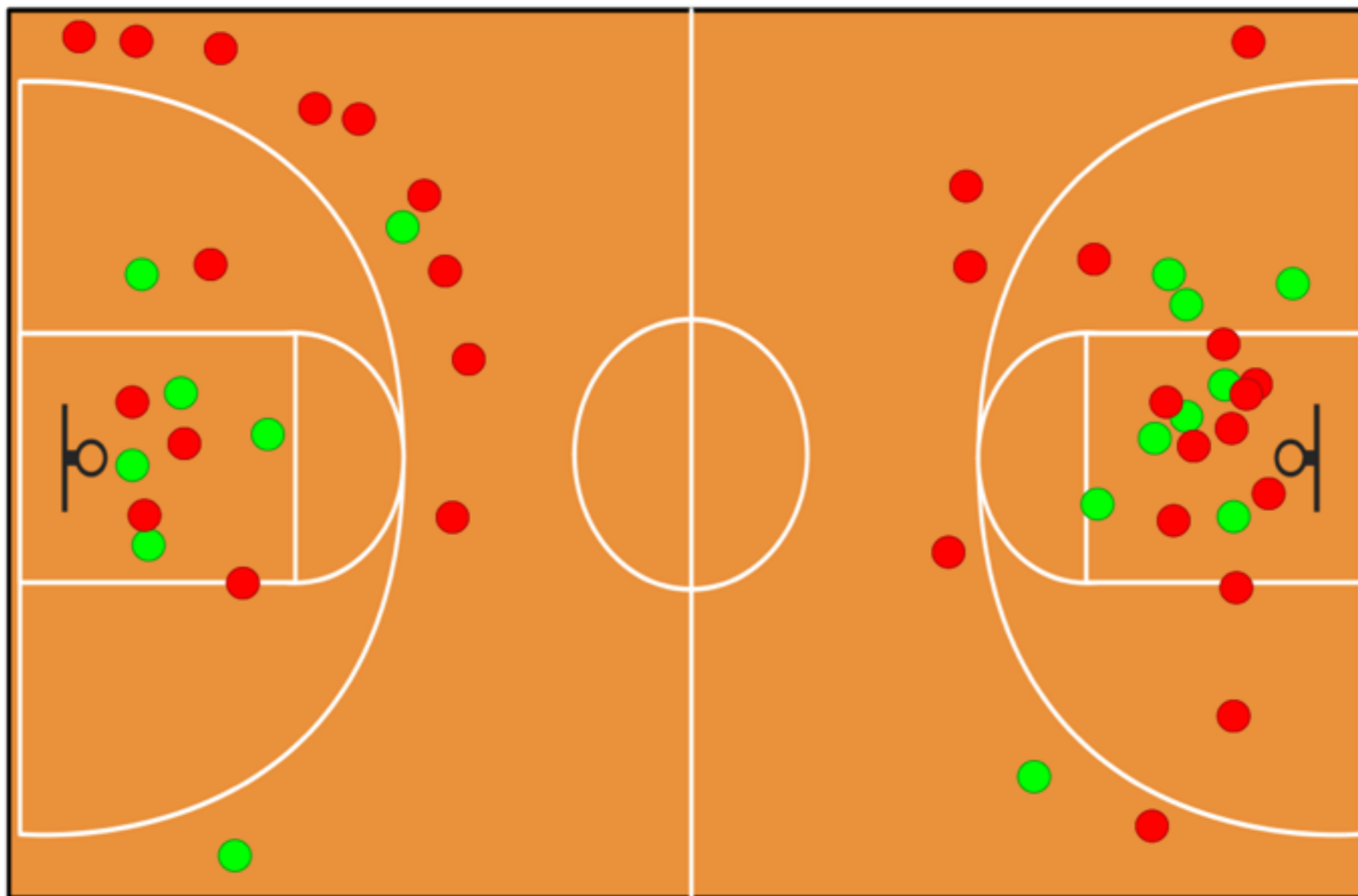
Opponent Name: Squirrels

Coach's ID:

Season Type:

Date: 10/29/2017 09:06:50

Opponent Score: 61



FG% = 16.0/46.0 (34.78%)

Team Name: weasels

Team Score: 3

Opponent Name: Squirrels

Coach's ID:

Season Type:

Date: 10/29/2017 09:06:50

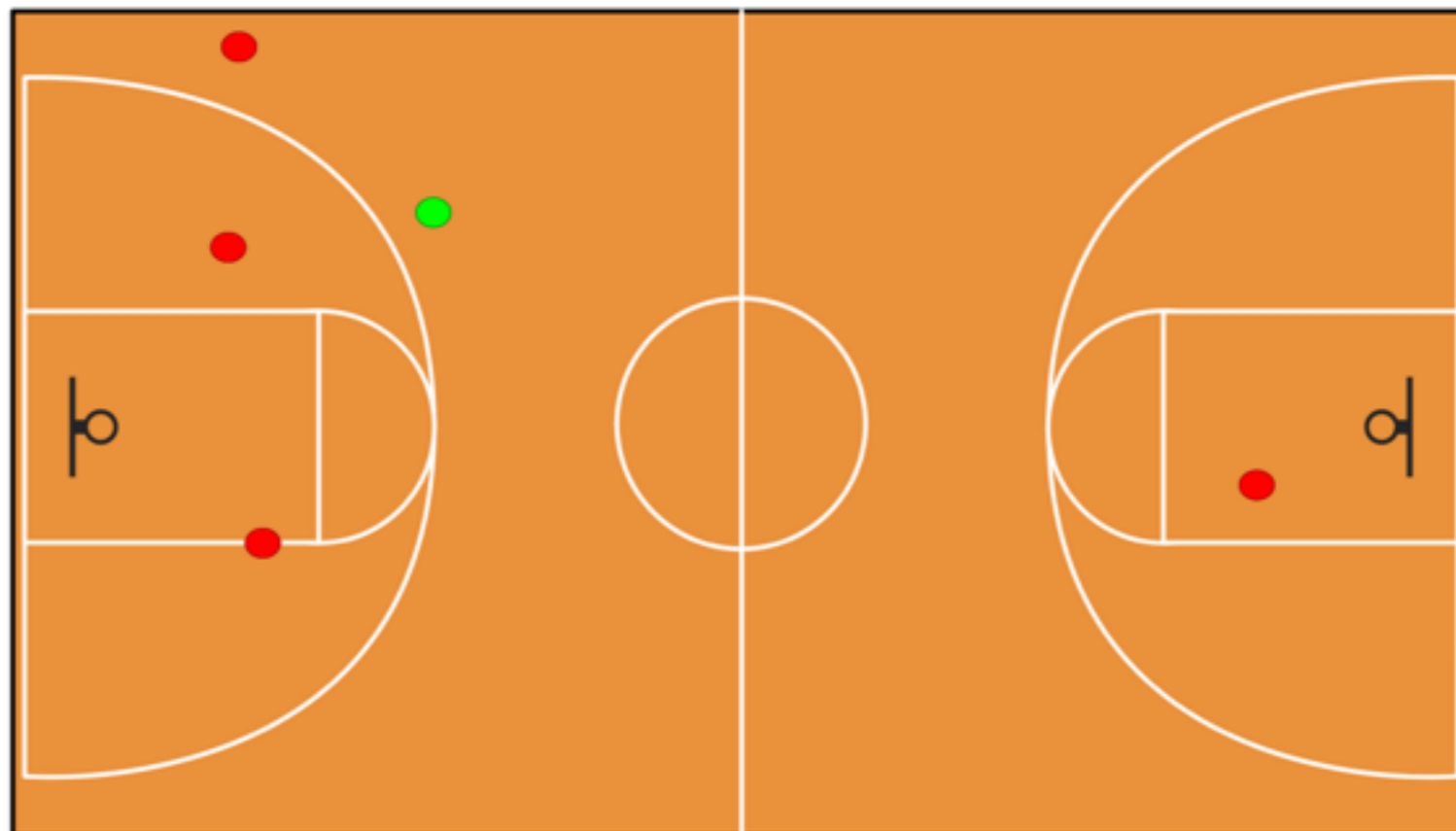
Opponent Score: 61

SCORING STATS

#	PLAYER	FOULS	PTS	FTM	FTA	FT%	2FGM	2FGA	2FG%	3FGM	3FGA	3FG%	TFGM	TFGA	eFG%
3	Alex	0.00	3.00	0.00	0.00	0.0%	0.00	3.00	0.0%	1.00	2.00	50.0%	1.00	5.00	30.0%

NON-SCORING STATS

#	PLAYER	MIN	ASSTS	OREBS	DREBS	TREBS	STLS	TIEUPS	DEFS	BLKS	CHRG	TOVRS	PER	PER/MIN	+/-
3	Alex	00:29:58	0.00	0.00	1.00	1.00	0.00	0.00	0.00	0.00	0.00	1.00	-2.00	-0.07	-35.00



Team Name: weasels

Team Score: 8

Opponent Name: Squirrels

Coach's ID:

Season Type:

Date: 10/29/2017 09:06:50

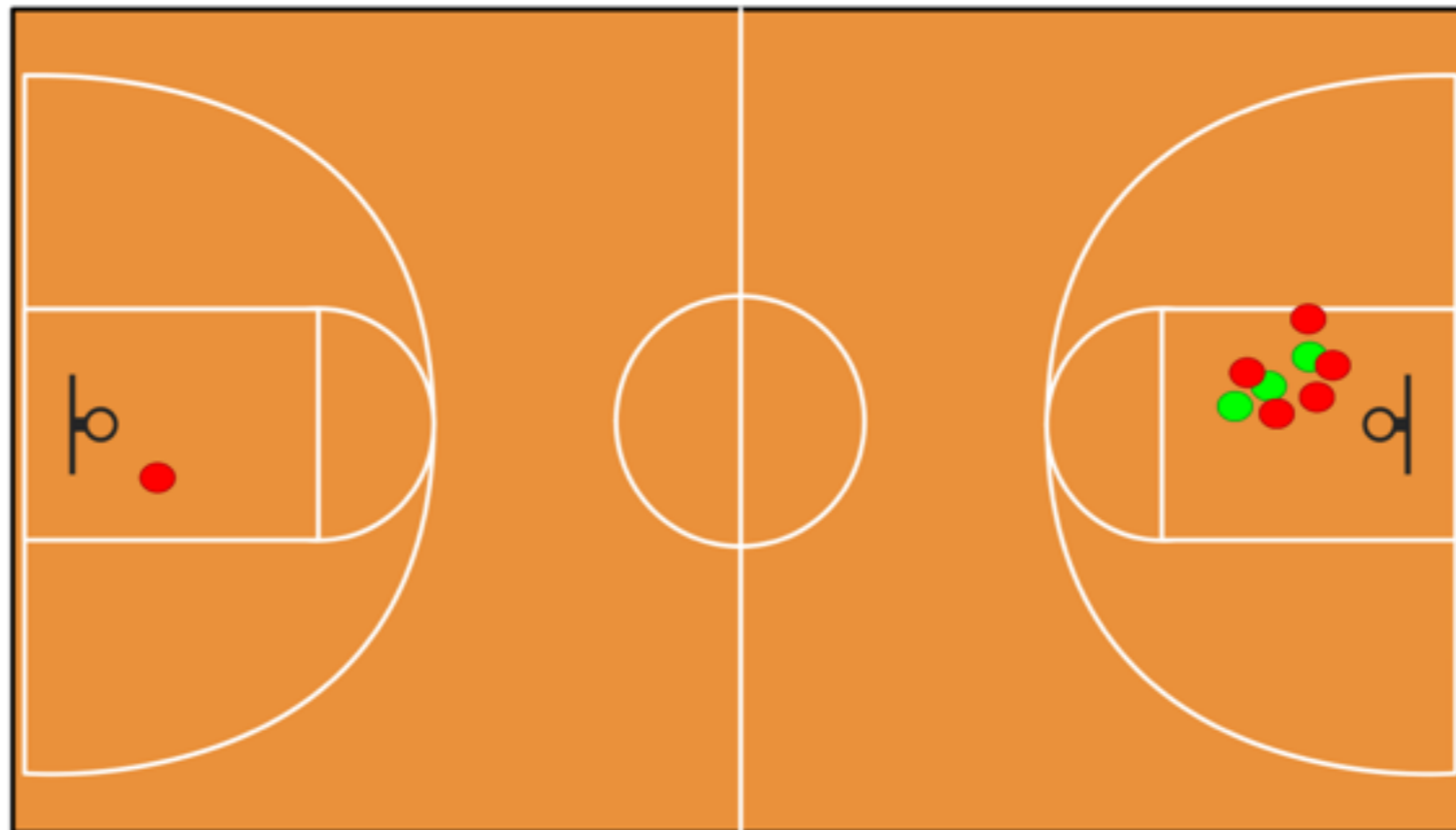
Opponent Score: 61

SCORING STATS

#	PLAYER	FOULS	PTS	FTM	FTA	FT%	2FGM	2FGA	2FG%	3FGM	3FGA	3FG%	TFGM	TFGA	eFG%
54	Blas	0.00	8.00	2.00	3.00	66.7%	3.00	9.00	33.3%	0.00	0.00	0.0%	3.00	9.00	33.3%

NON-SCORING STATS

#	PLAYER	MIN	ASSTS	OREBS	DREBS	TREBS	STLS	TIEUPS	DEFS	BLKS	CHRG	TOVRS	PER	PER/MIN	+/-
54	Blas	00:31:54	0.00	6.00	6.00	12.00	1.00	1.00	0.00	0.00	0.00	2.00	11.00	0.35	-29.00



Team Name: weasels

Team Score: 10

Opponent Name: Squirrels

Coach's ID:

Season Type:

Date: 10/29/2017 09:06:50

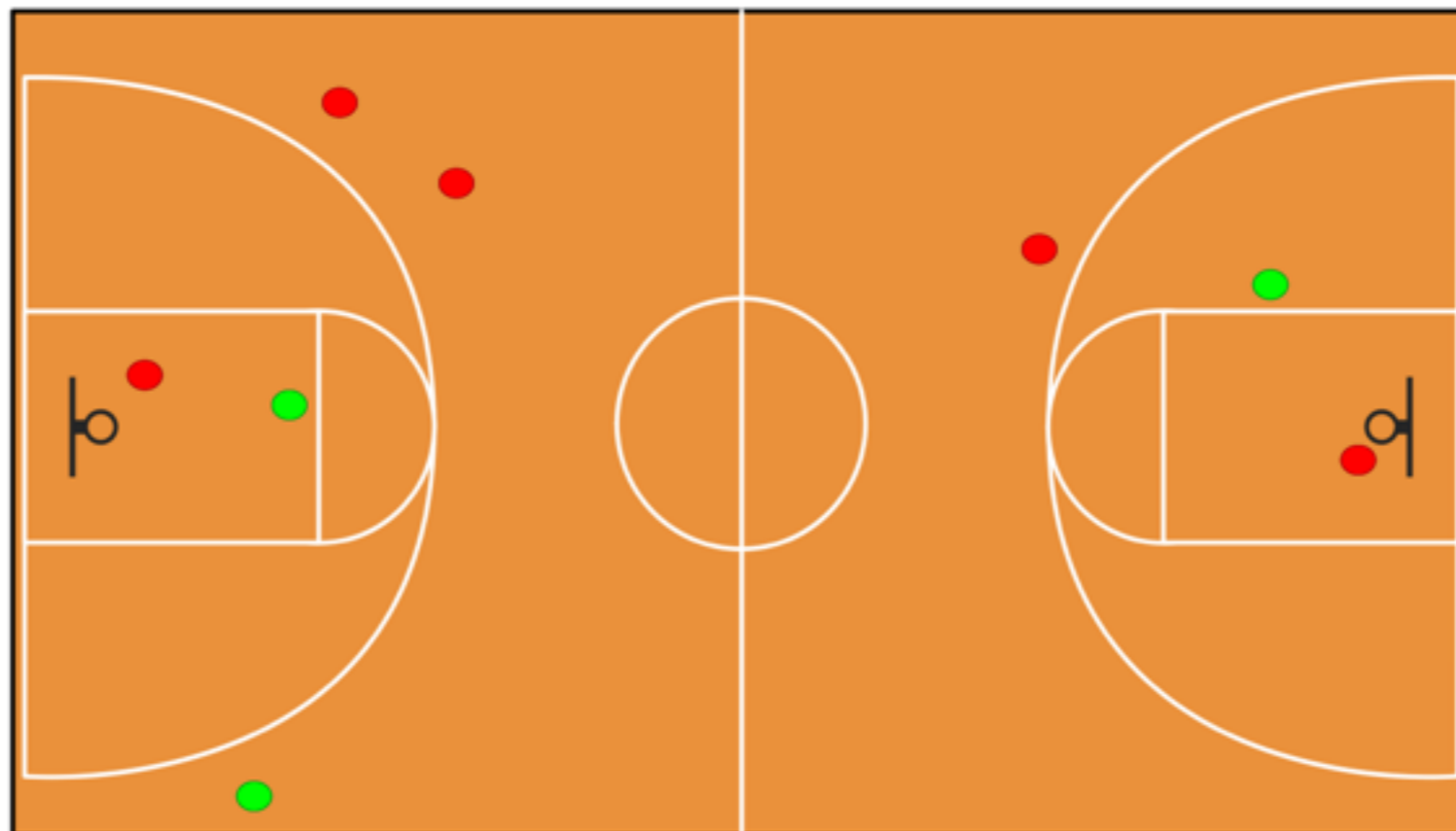
Opponent Score: 61

SCORING STATS

#	PLAYER	FOULS	PTS	FTM	FTA	FT%	2FGM	2FGA	2FG%	3FGM	3FGA	3FG%	TFGM	TFGA	eFG%
30	Caleb	0.00	10.00	3.00	4.00	75.0%	2.00	4.00	50.0%	1.00	4.00	25.0%	3.00	8.00	43.8%

NON-SCORING STATS

#	PLAYER	MIN	ASSTS	OREBS	DREBS	TREBS	STLS	TIEUPS	DEFS	BLKS	CHRGs	TOVRS	PER	PER/MIN	+/-
30	Caleb	00:33:48	1.00	0.00	0.00	0.00	3.00	0.00	4.00	0.00	0.00	7.00	-2.00	-0.06	-25.00



Team Name: weasels

Team Score: 4

Opponent Name: Squirrels

Coach's ID:

Season Type:

Date: 10/29/2017 09:06:50

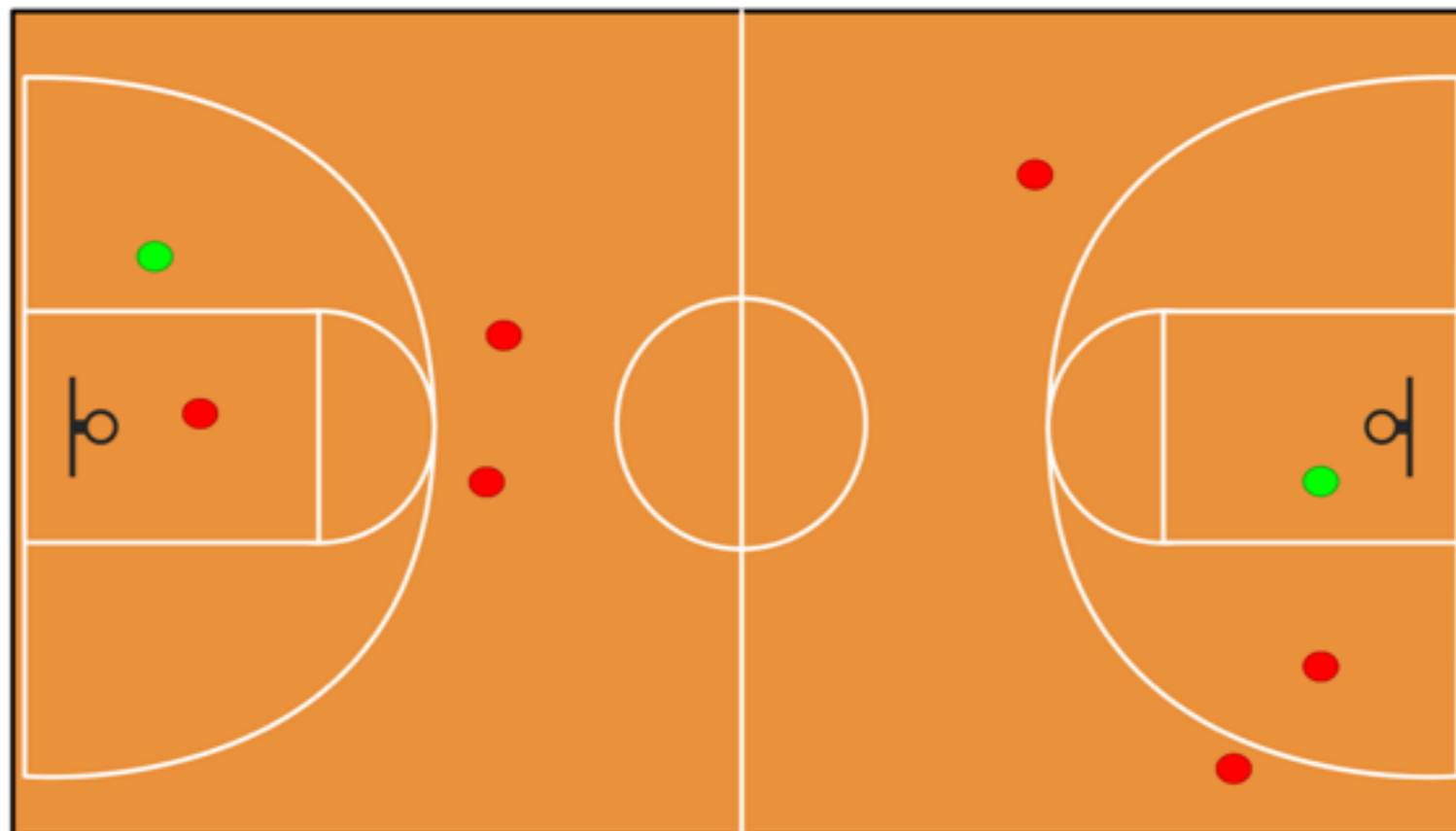
Opponent Score: 61

SCORING STATS

#	PLAYER	FOULS	PTS	FTM	FTA	FT%	2FGM	2FGA	2FG%	3FGM	3FGA	3FG%	TFGM	TFGA	eFG%
1	Jonathan	0.00	4.00	0.00	0.00	0.0%	2.00	4.00	50.0%	0.00	4.00	0.0%	2.00	8.00	25.0%

NON-SCORING STATS

#	PLAYER	MIN	ASSTS	OREBS	DREBS	TREBS	STLS	TIEUPS	DEFS	BLKS	CHRG	TOVRS	PER	PER/MIN	+/-
1	Jonathan	00:30:26	1.00	1.00	4.00	5.00	1.00	0.00	1.00	0.00	0.00	4.00	-2.00	-0.07	-29.00



Team Name: weasels

Team Score: 0

Opponent Name: Squirrels

Coach's ID:

Season Type:

Date: 10/29/2017 09:06:50

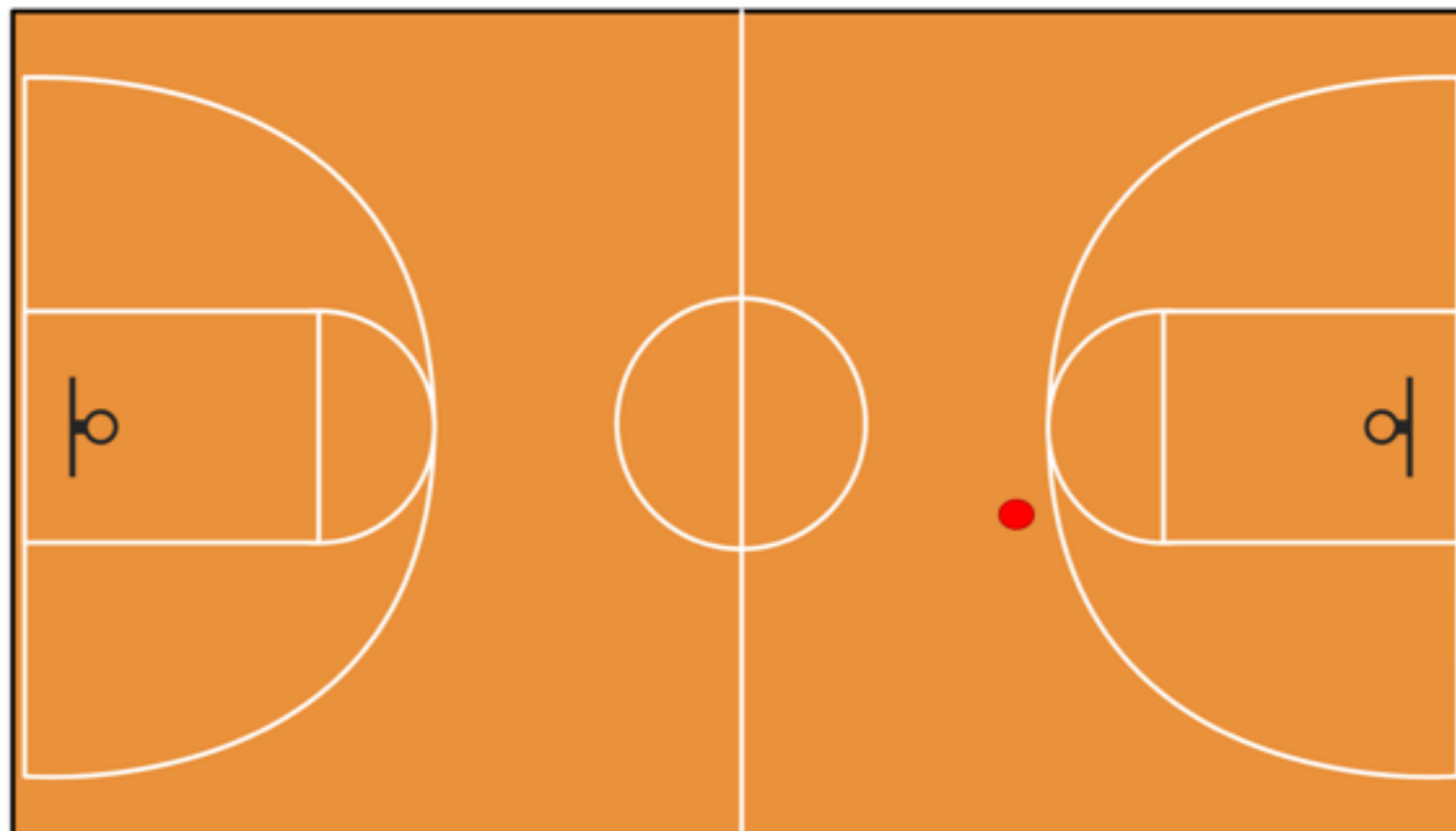
Opponent Score: 61

SCORING STATS

#	PLAYER	FOULS	PTS	FTM	FTA	FT%	2FGM	2FGA	2FG%	3FGM	3FGA	3FG%	TFGM	TFGA	eFG%
4	Joseph	0.00	0.00	0.00	1.00	0.0%	0.00	1.00	0.0%	0.00	0.00	0.0%	0.00	1.00	0%

NON-SCORING STATS

#	PLAYER	MIN	ASSTS	OREBS	DREBS	TREBS	STLS	TIEUPS	DEFS	BLKS	CHRG	TOVRS	PER	PER/MIN	+/-
4	Joseph	00:20:07	0.00	0.00	0.00	0.00	0.00	0.00	0.00	0.00	0.00	2.00	-6.00	-0.31	-39.00



Team Name: weasels

Team Score: 0

Opponent Name: Squirrels

Coach's ID:

Season Type:

Date: 10/29/2017 09:06:50

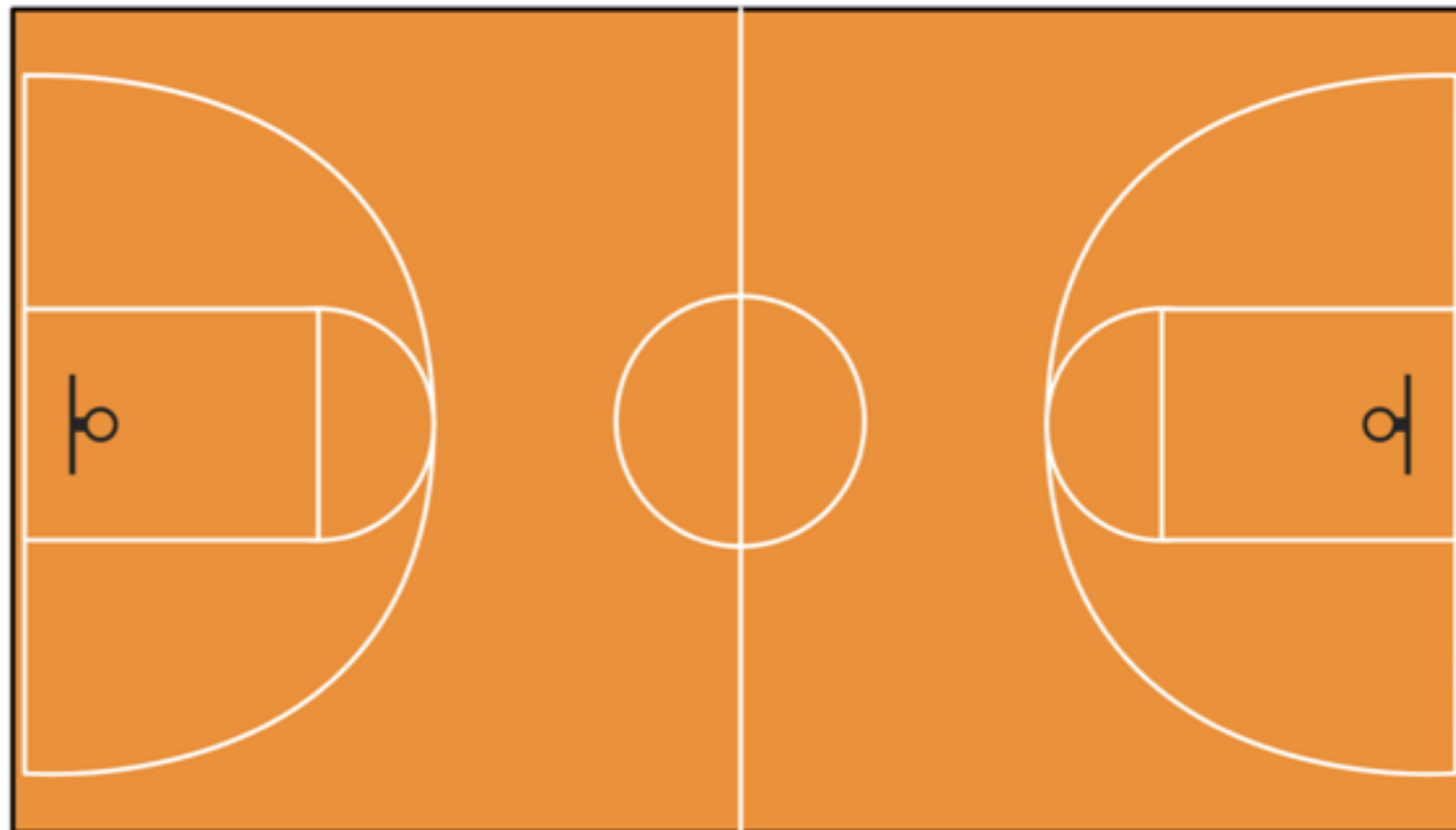
Opponent Score: 61

SCORING STATS

#	PLAYER	FOULS	PTS	FTM	FTA	FT%	2FGM	2FGA	2FG%	3FGM	3FGA	3FG%	TFGM	TFGA	eFG%
99	Late	0.00	0.00	0.00	0.00	0.0%	0.00	0.00	0.0%	0.00	0.00	0.0%	0.00	0.00	0%

NON-SCORING STATS

#	PLAYER	MIN	ASSTS	OREBS	DREBS	TREBS	STLS	TIEUPS	DEFS	BLKS	CHRGs	TOVRS	PER	PER/MIN	+/-
99	Late	00:00:00	0.00	0.00	0.00	0.00	0.00	0.00	0.00	0.00	0.00	0.00	0.00	0.00	-61.00



Team Name: weasels

Team Score: 17

Opponent Name: Squirrels

Coach's ID:

Season Type:

Date: 10/29/2017 09:06:50

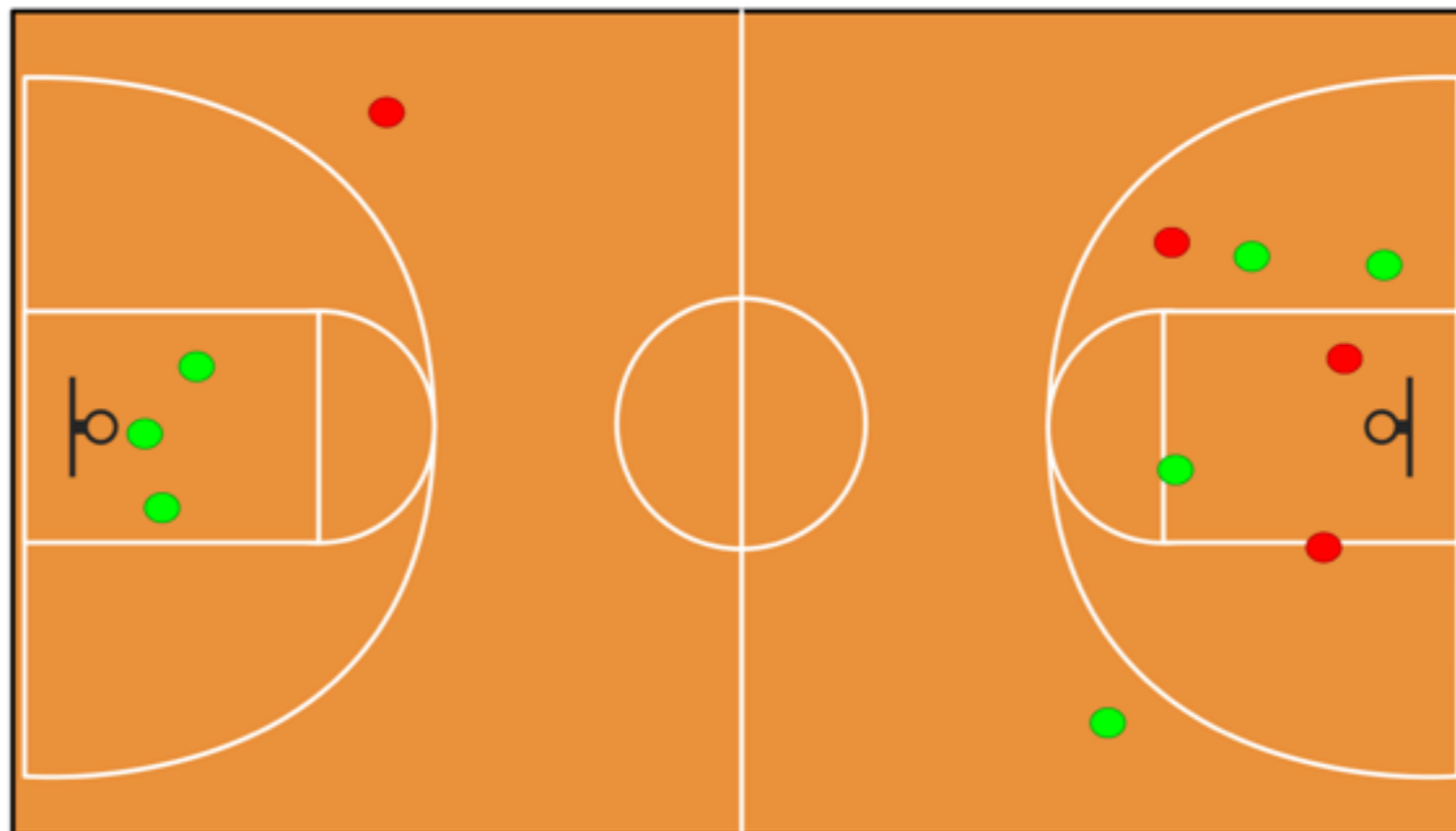
Opponent Score: 61

SCORING STATS

#	PLAYER	FOULS	PTS	FTM	FTA	FT%	2FGM	2FGA	2FG%	3FGM	3FGA	3FG%	TFGM	TFGA	eFG%
23	Mason Kim	0.00	17.00	2.00	3.00	66.7%	6.00	9.00	66.7%	1.00	2.00	50.0%	7.00	11.00	68.2%

NON-SCORING STATS

#	PLAYER	MIN	ASSTS	OREBS	DREBS	TREBS	STLS	TIEUPS	DEFS	BLKS	CHRGs	TOVRS	PER	PER/MIN	+/-
23	Mason Kim	00:38:24	1.00	0.00	2.00	2.00	5.00	1.00	2.00	0.00	0.00	5.00	13.00	0.34	-20.00



Team Name: weasels

Team Score: 0

Opponent Name: Squirrels

Coach's ID:

Season Type:

Date: 10/29/2017 09:06:50

Opponent Score: 61

SCORING STATS

#	PLAYER	FOULS	PTS	FTM	FTA	FT%	2FGM	2FGA	2FG%	3FGM	3FGA	3FG%	TFGM	TFGA	eFG%
11	Tyler Lee	0.00	0.00	0.00	0.00	0.0%	0.00	0.00	0.0%	0.00	4.00	0.0%	0.00	4.00	0%

NON-SCORING STATS

#	PLAYER	MIN	ASSTS	OREBS	DREBS	TREBS	STLS	TIEUPS	DEFS	BLKS	CHRGs	TOVRS	PER	PER/MIN	+/-
11	Tyler Lee	00:25:33	0.00	0.00	0.00	0.00	1.00	0.00	0.00	0.00	0.00	4.00	-11.00	-0.43	-40.00

