

Team Name: squirrels  
Team Score: 60  
Opponent Name: weasels  
Coach's ID:

Season Type:  
Date: 10/28/2017 09:06:03  
Opponent Score: 42

### SCORING STATS

#	PLAYER	FOULS	PTS	FTM	FTA	FT%	2FGM	2FGA	2FG%	3FGM	3FGA	3FG%	TFGM	TFGA	eFG%
6	Adrian var...	0.00	2.00	0.00	0.00	0.0%	1.00	4.00	25.0%	0.00	0.00	0.0%	1.00	4.00	25.0%
24	Anthony c...	0.00	8.00	0.00	0.00	0.0%	4.00	6.00	66.7%	0.00	0.00	0.0%	4.00	6.00	66.7%
11	Austin roxas	0.00	0.00	0.00	0.00	0.0%	0.00	1.00	0.0%	0.00	0.00	0.0%	0.00	1.00	0%
240	David da...	0.00	12.00	0.00	0.00	0.0%	6.00	12.00	50.0%	0.00	1.00	0.0%	6.00	13.00	46.2%
3	Ethan Cali...	0.00	23.00	0.00	1.00	0.0%	4.00	9.00	44.4%	5.00	6.00	83.3%	9.00	15.00	76.7%
23	Luke Jones	0.00	15.00	0.00	0.00	0.0%	6.00	15.00	40.0%	1.00	2.00	50.0%	7.00	17.00	44.1%
0	late	0.00	0.00	0.00	0.00	0.0%	0.00	0.00	0.0%	0.00	0.00	0.0%	0.00	0.00	0%
100	late1	0.00	0.00	0.00	0.00	0.0%	0.00	0.00	0.0%	0.00	0.00	0.0%	0.00	0.00	0%
	<b>Total</b>	0.00	60.00	0.00	1.00	0.0%	21.00	47.00	44.7%	6.00	9.00	66.7%	27.00	56.00	53.6%

Team Name: squirrels  
 Team Score: 60  
 Opponent Name: weasels  
 Coach's ID:

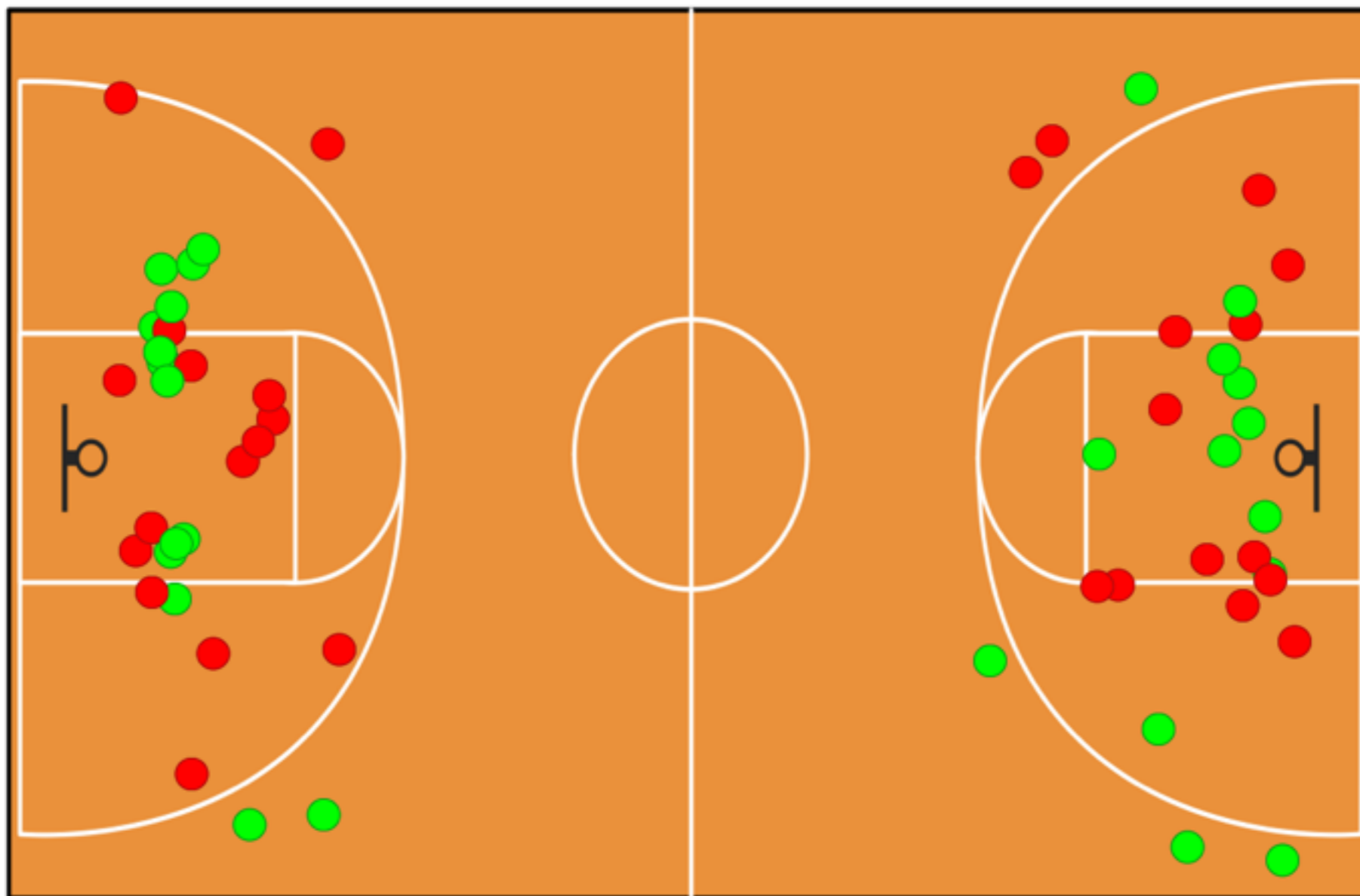
Season Type:  
 Date: 10/28/2017 09:06:03  
 Opponent Score: 42

### NON-SCORING STATS

#	PLAYER	MIN	ASSTS	OREBS	DREBS	TREBS	STLS	TIEUPS	DEFS	BLKS	CHRG	TOVRS	PER	PER/MIN	+/-
6	Adrian vargas	00:32:57	1.00	0.00	0.00	0.00	1.00	0.00	0.00	0.00	0.00	1.00	-1.00	-0.03	1.00
24	Anthony chali...	00:40:13	2.00	2.00	3.00	5.00	4.00	2.00	3.00	1.00	0.00	5.00	13.00	0.32	10.00
11	Austin roxas	00:45:40	0.00	0.00	2.00	2.00	0.00	2.00	2.00	1.00	0.00	1.00	4.00	0.09	-6.00
240	David da Silva	00:46:48	8.00	4.00	5.00	9.00	2.00	3.00	2.00	1.00	0.00	1.00	28.00	0.60	9.00
3	Ethan Caliston	00:52:32	2.00	1.00	5.00	6.00	5.00	0.00	1.00	0.00	0.00	2.00	26.00	0.49	18.00
23	Luke Jones	00:43:49	2.00	1.00	1.00	2.00	1.00	2.00	1.00	0.00	0.00	2.00	9.00	0.21	16.00
0	late	00:00:08	0.00	0.00	0.00	0.00	0.00	0.00	0.00	0.00	0.00	0.00	0.00	0.00	-42.00
100	late1	00:00:00	0.00	0.00	0.00	0.00	0.00	0.00	0.00	0.00	0.00	0.00	0.00	0.00	-42.00
	<b>Total</b>		15.00	8.00	16.00	24.00	13.00	9.00	9.00	3.00	0.00	12.00	79.00	1.68	

Team Name: squirrels  
Team Score: 60  
Opponent Name: weasels  
Coach's ID:

Season Type:  
Date: 10/28/2017 09:06:03  
Opponent Score: 42



FG% = 27.0/56.0 (48.21%)

Team Name: squirrels  
Team Score: 2  
Opponent Name: weasels  
Coach's ID:

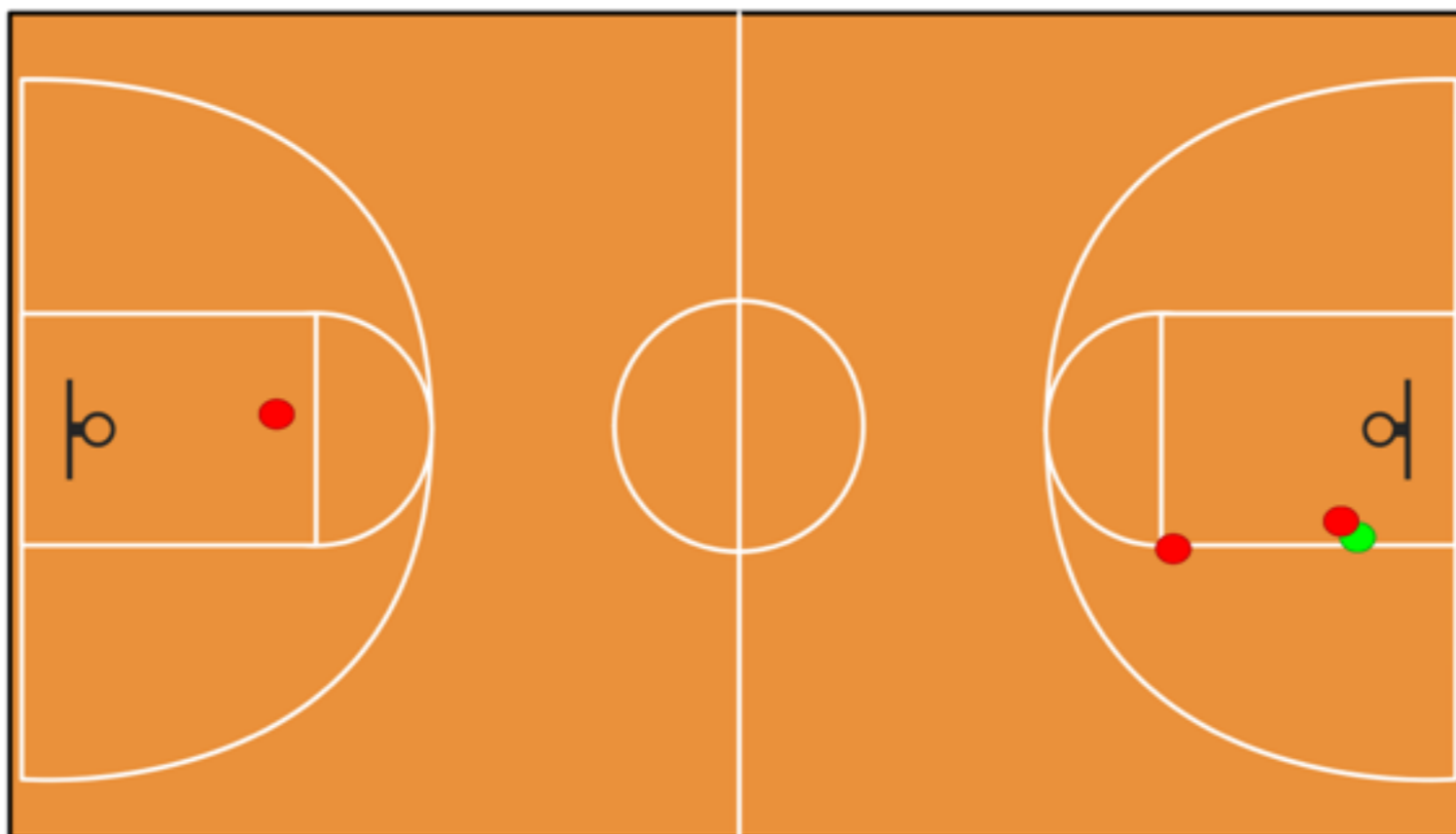
Season Type:  
Date: 10/28/2017 09:06:03  
Opponent Score: 42

### SCORING STATS

#	PLAYER	FOULS	PTS	FTM	FTA	FT%	2FGM	2FGA	2FG%	3FGM	3FGA	3FG%	TFGM	TFGA	eFG%
6	Adrian var...	0.00	2.00	0.00	0.00	0.0%	1.00	4.00	25.0%	0.00	0.00	0.0%	1.00	4.00	25.0%

### NON-SCORING STATS

#	PLAYER	MIN	ASSTS	OREBS	DREBS	TREBS	STLS	TIEUPS	DEFS	BLKS	CHRG	TOVRS	PER	PER/MIN	+/-
6	Adrian vargas	00:32:57	1.00	0.00	0.00	0.00	1.00	0.00	0.00	0.00	0.00	1.00	-1.00	-0.03	1.00



Team Name: squirrels  
Team Score: 8  
Opponent Name: weasels  
Coach's ID:

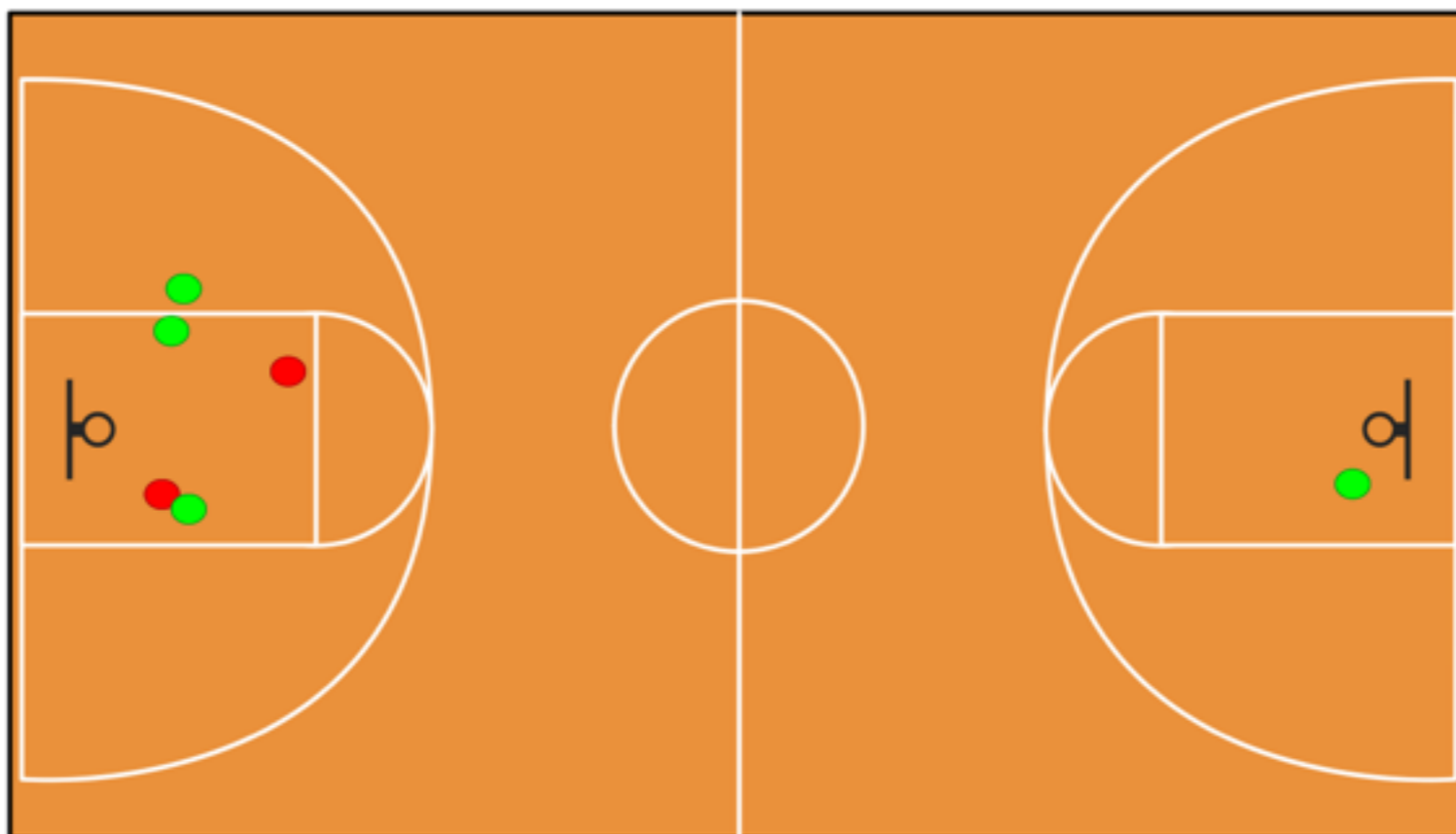
Season Type:  
Date: 10/28/2017 09:06:03  
Opponent Score: 42

### SCORING STATS

#	PLAYER	FOULS	PTS	FTM	FTA	FT%	2FGM	2FGA	2FG%	3FGM	3FGA	3FG%	TFGM	TFGA	eFG%
24	Anthony c...	0.00	8.00	0.00	0.00	0.0%	4.00	6.00	66.7%	0.00	0.00	0.0%	4.00	6.00	66.7%

### NON-SCORING STATS

#	PLAYER	MIN	ASSTS	OREBS	DREBS	TREBS	STLS	TIEUPS	DEFS	BLKS	CHRG	TOVRS	PER	PER/MIN	+/-
24	Anthony chali...	00:40:13	2.00	2.00	3.00	5.00	4.00	2.00	3.00	1.00	0.00	5.00	13.00	0.32	10.00



Team Name: squirrels  
Team Score: 0  
Opponent Name: weasels  
Coach's ID:

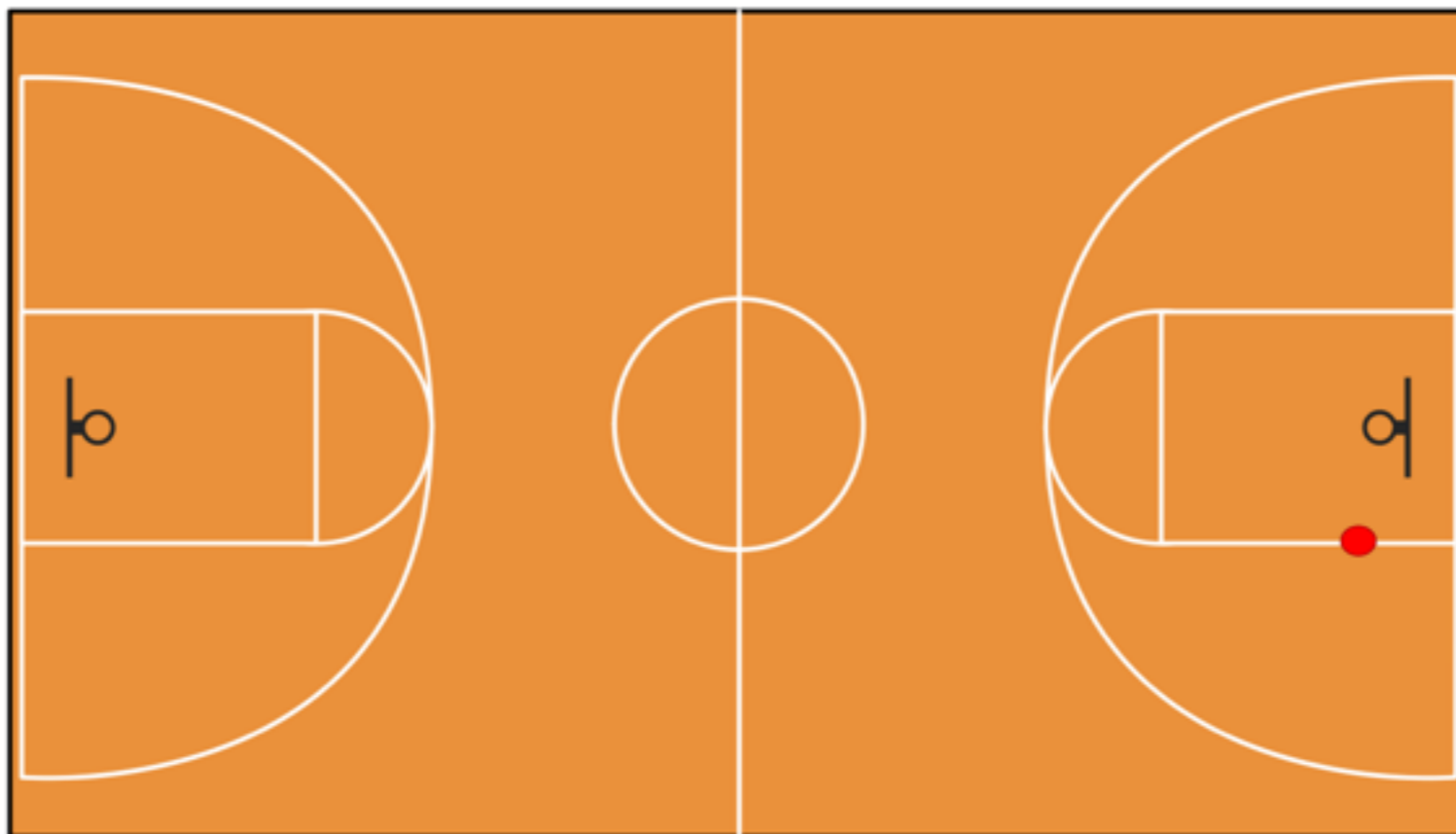
Season Type:  
Date: 10/28/2017 09:06:03  
Opponent Score: 42

### SCORING STATS

#	PLAYER	FOULS	PTS	FTM	FTA	FT%	2FGM	2FGA	2FG%	3FGM	3FGA	3FG%	TFGM	TFGA	eFG%
11	Austin roxas	0.00	0.00	0.00	0.00	0.0%	0.00	1.00	0.0%	0.00	0.00	0.0%	0.00	1.00	0%

### NON-SCORING STATS

#	PLAYER	MIN	ASSTS	OREBS	DREBS	TREBS	STLS	TIEUPS	DEFS	BLKS	CHRGs	TOVRS	PER	PER/MIN	+/-
11	Austin roxas	00:45:40	0.00	0.00	2.00	2.00	0.00	2.00	2.00	1.00	0.00	1.00	4.00	0.09	-6.00



Team Name: squirrels  
Team Score: 12  
Opponent Name: weasels  
Coach's ID:

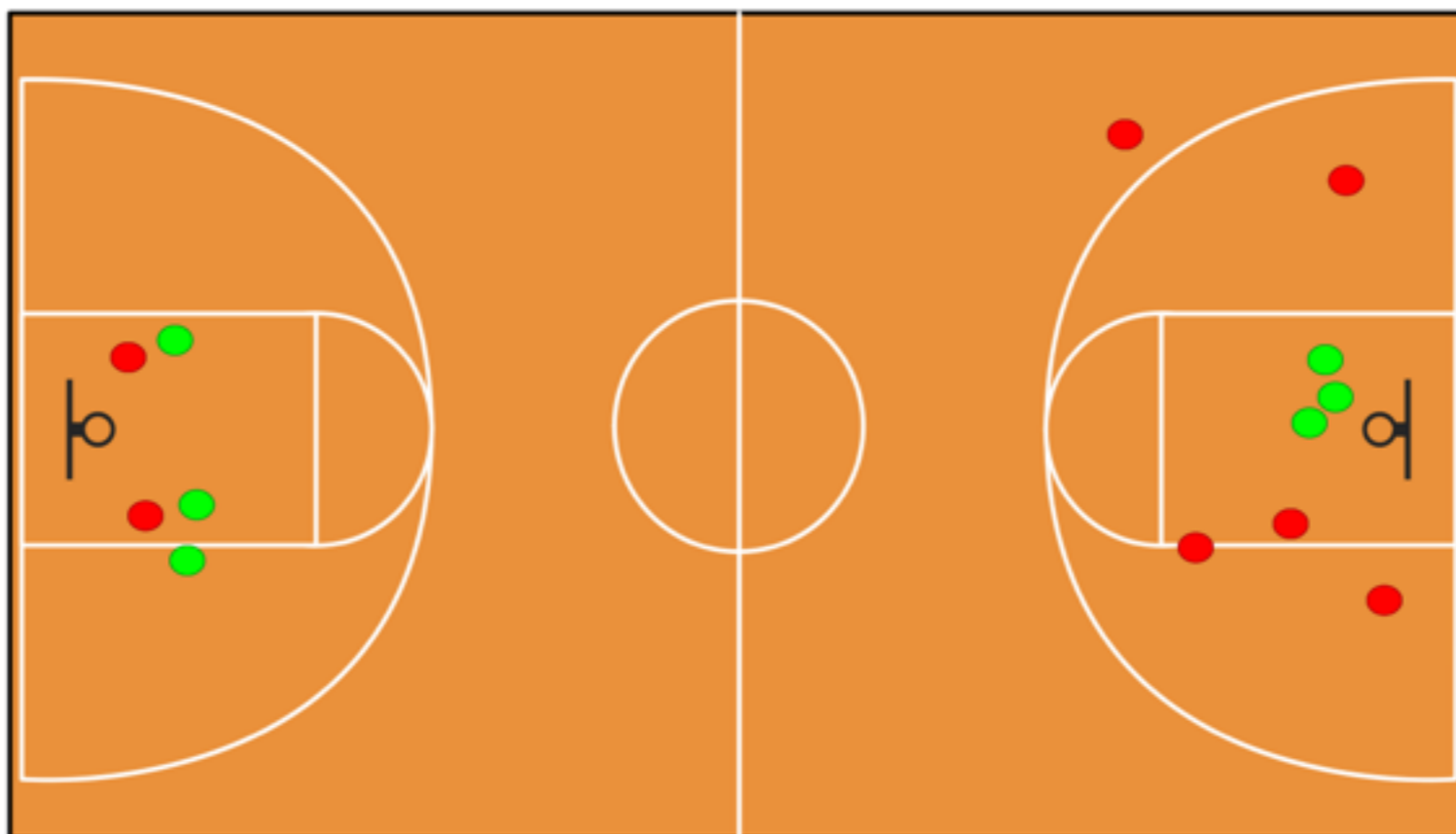
Season Type:  
Date: 10/28/2017 09:06:03  
Opponent Score: 42

### SCORING STATS

#	PLAYER	FOULS	PTS	FTM	FTA	FT%	2FGM	2FGA	2FG%	3FGM	3FGA	3FG%	TFGM	TFGA	eFG%
240	David da...	0.00	12.00	0.00	0.00	0.0%	6.00	12.00	50.0%	0.00	1.00	0.0%	6.00	13.00	46.2%

### NON-SCORING STATS

#	PLAYER	MIN	ASSTS	OREBS	DREBS	TREBS	STLS	TIEUPS	DEFS	BLKS	CHRGs	TOVRS	PER	PER/MIN	+/-
240	David da Silva	00:46:48	8.00	4.00	5.00	9.00	2.00	3.00	2.00	1.00	0.00	1.00	28.00	0.60	9.00



Team Name: squirrels  
Team Score: 23  
Opponent Name: weasels  
Coach's ID:

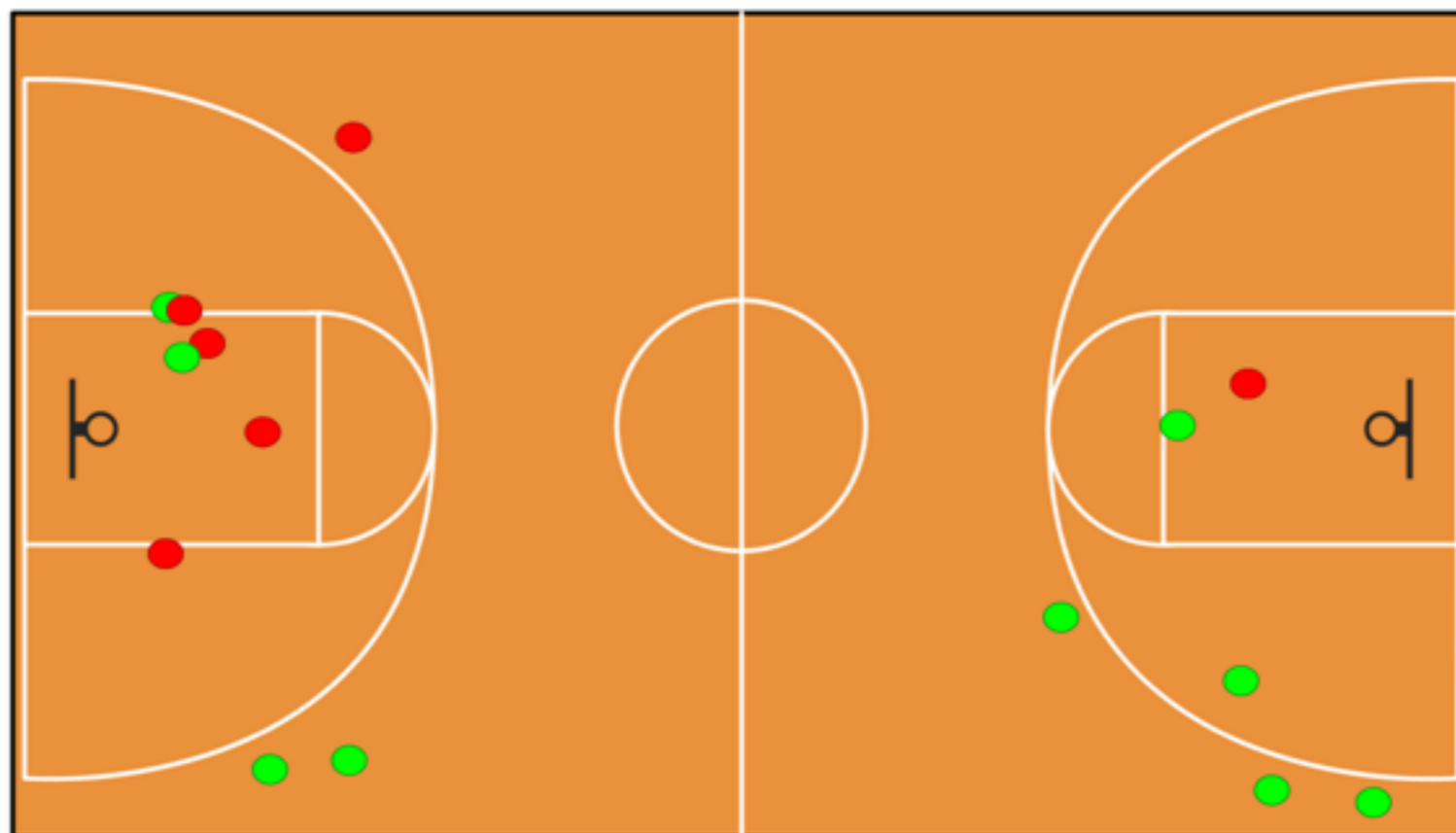
Season Type:  
Date: 10/28/2017 09:06:03  
Opponent Score: 42

### SCORING STATS

#	PLAYER	FOULS	PTS	FTM	FTA	FT%	2FGM	2FGA	2FG%	3FGM	3FGA	3FG%	TFGM	TFGA	eFG%
3	Ethan Cali...	0.00	23.00	0.00	1.00	0.0%	4.00	9.00	44.4%	5.00	6.00	83.3%	9.00	15.00	76.7%

### NON-SCORING STATS

#	PLAYER	MIN	ASSTS	OREBS	DREBS	TREBS	STLS	TIEUPS	DEFS	BLKS	CHRGs	TOVRS	PER	PER/MIN	+/-
3	Ethan Caliston	00:52:32	2.00	1.00	5.00	6.00	5.00	0.00	1.00	0.00	0.00	2.00	26.00	0.49	18.00





Team Name: squirrels  
Team Score: 15  
Opponent Name: weasels  
Coach's ID:

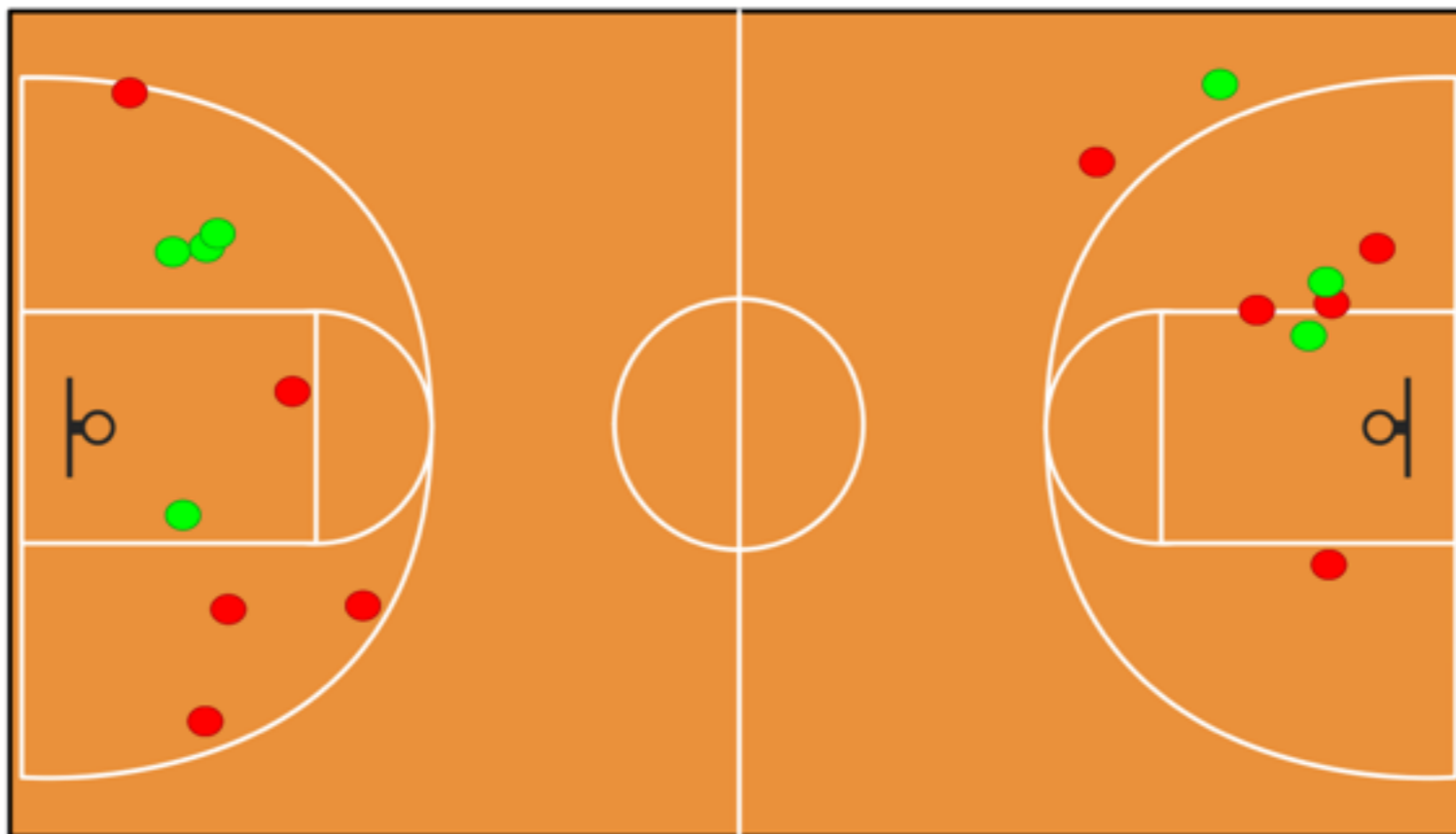
Season Type:  
Date: 10/28/2017 09:06:03  
Opponent Score: 42

### SCORING STATS

#	PLAYER	FOULS	PTS	FTM	FTA	FT%	2FGM	2FGA	2FG%	3FGM	3FGA	3FG%	TFGM	TFGA	eFG%
23	Luke Jones	0.00	15.00	0.00	0.00	0.0%	6.00	15.00	40.0%	1.00	2.00	50.0%	7.00	17.00	44.1%

### NON-SCORING STATS

#	PLAYER	MIN	ASSTS	OREBS	DREBS	TREBS	STLS	TIEUPS	DEFS	BLKS	CHRGs	TOVRS	PER	PER/MIN	+/-
23	Luke Jones	00:43:49	2.00	1.00	1.00	2.00	1.00	2.00	1.00	0.00	0.00	2.00	9.00	0.21	16.00



Team Name: squirrels  
Team Score: 0  
Opponent Name: weasels  
Coach's ID:

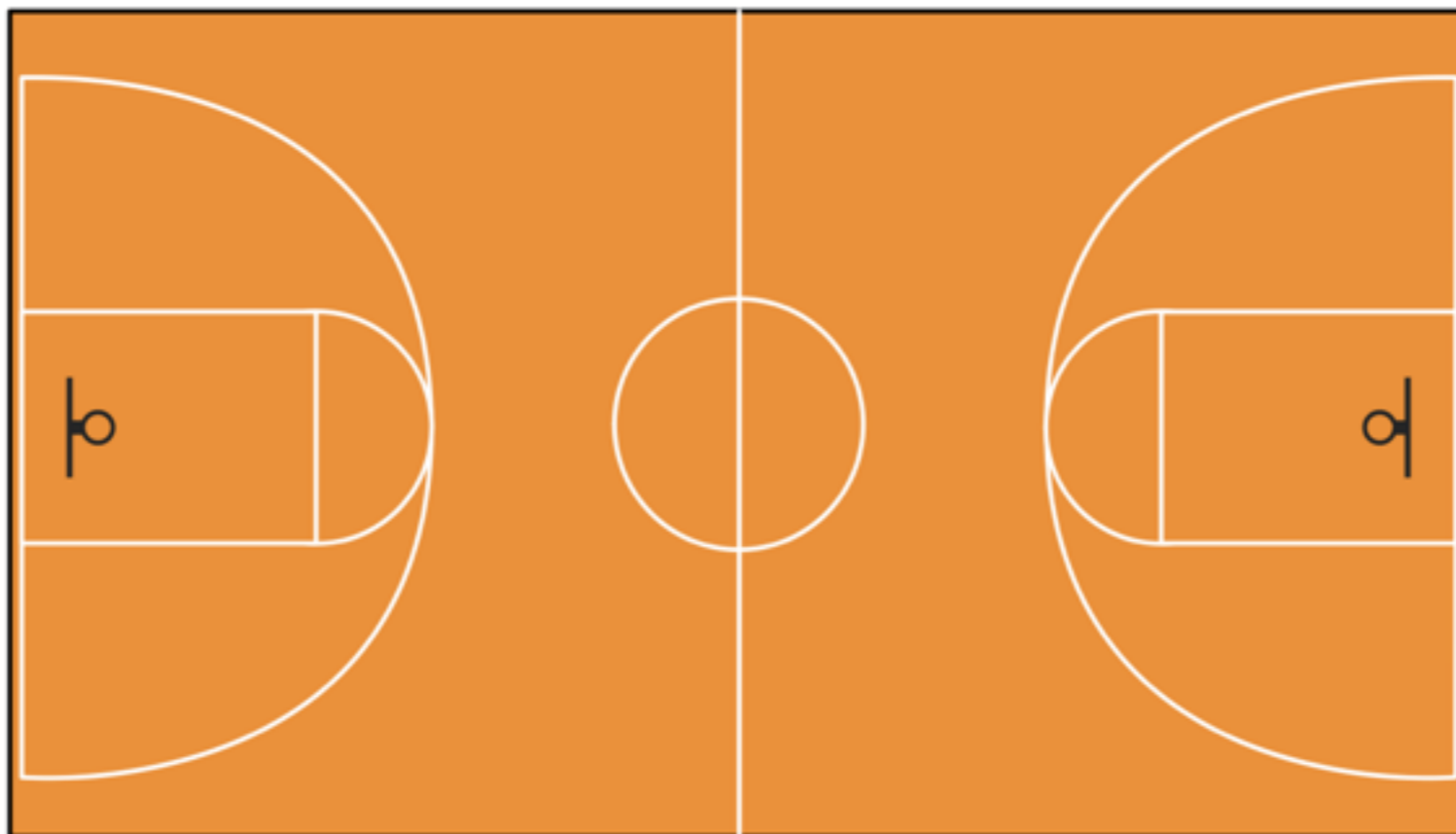
Season Type:  
Date: 10/28/2017 09:06:03  
Opponent Score: 42

### SCORING STATS

#	PLAYER	FOULS	PTS	FTM	FTA	FT%	2FGM	2FGA	2FG%	3FGM	3FGA	3FG%	TFGM	TFGA	eFG%
0	late	0.00	0.00	0.00	0.00	0.0%	0.00	0.00	0.0%	0.00	0.00	0.0%	0.00	0.00	0%

### NON-SCORING STATS

#	PLAYER	MIN	ASSTS	OREBS	DREBS	TREBS	STLS	TIEUPS	DEFS	BLKS	CHRG	TOVRS	PER	PER/MIN	+/-
0	late	00:00:08	0.00	0.00	0.00	0.00	0.00	0.00	0.00	0.00	0.00	0.00	0.00	0.00	-42.00



Team Name: squirrels  
Team Score: 0  
Opponent Name: weasels  
Coach's ID:

Season Type:  
Date: 10/28/2017 09:06:03  
Opponent Score: 42

### SCORING STATS

#	PLAYER	FOULS	PTS	FTM	FTA	FT%	2FGM	2FGA	2FG%	3FGM	3FGA	3FG%	TFGM	TFGA	eFG%
100	late1	0.00	0.00	0.00	0.00	0.0%	0.00	0.00	0.0%	0.00	0.00	0.0%	0.00	0.00	0%

### NON-SCORING STATS

#	PLAYER	MIN	ASSTS	OREBS	DREBS	TREBS	STLS	TIEUPS	DEFS	BLKS	CHRGs	TOVRS	PER	PER/MIN	+/-
100	late1	00:00:00	0.00	0.00	0.00	0.00	0.00	0.00	0.00	0.00	0.00	0.00	0.00	0.00	-42.00

