

Team Name: Green

Team Score: 61

Opponent Name: white

Coach's ID:

Season Type:

Date: 10/28/2018 17:09:46

Opponent Score: 40

SCORING STATS

#	PLAYER	PFS	PTS	FTM	FTA	FT%	2FGM	2FGA	2FG%	3FGM	3FGA	3FG%	TFGM	TFGA	eFG%
17	Elijah Aust...	0.0	0.0	0.0	0.0	0.0%	0.0	0.0	0.0%	0.0	0.0	0.0%	0.0	0.0	0%
13	Isaiah Joh...	0.0	18.0	2.0	4.0	50.0%	2.0	2.0	100.0%	4.0	7.0	57.1%	6.0	9.0	88.9%
32	Jacob	0.0	4.0	0.0	0.0	0.0%	2.0	4.0	50.0%	0.0	3.0	0.0%	2.0	7.0	28.6%
15	Jaxson	0.0	6.0	0.0	0.0	0.0%	3.0	5.0	60.0%	0.0	1.0	0.0%	3.0	6.0	50.0%
4	Joseph	0.0	5.0	0.0	0.0	0.0%	1.0	2.0	50.0%	1.0	2.0	50.0%	2.0	4.0	62.5%
34	Malachi	0.0	5.0	0.0	1.0	0.0%	1.0	4.0	25.0%	1.0	3.0	33.3%	2.0	7.0	35.7%
0	Theo vand...	0.0	2.0	0.0	0.0	0.0%	1.0	2.0	50.0%	0.0	0.0	0.0%	1.0	2.0	50.0%
99	extra	0.0	0.0	0.0	0.0	0.0%	0.0	0.0	0.0%	0.0	0.0	0.0%	0.0	0.0	0%
21	nic	0.0	15.0	0.0	0.0	0.0%	6.0	8.0	75.0%	1.0	1.0	100.0%	7.0	9.0	83.3%
37	rhythm	0.0	6.0	0.0	1.0	0.0%	3.0	5.0	60.0%	0.0	0.0	0.0%	3.0	5.0	60.0%
	Total	0.0	61.0	2.0	6.0	33.3%	19.0	32.0	59.4%	7.0	17.0	41.2%	26.0	49.0	60.2%

Team Name: Green

Team Score: 61

Opponent Name: white

Coach's ID:

Season Type:

Date: 10/28/2018 17:09:46

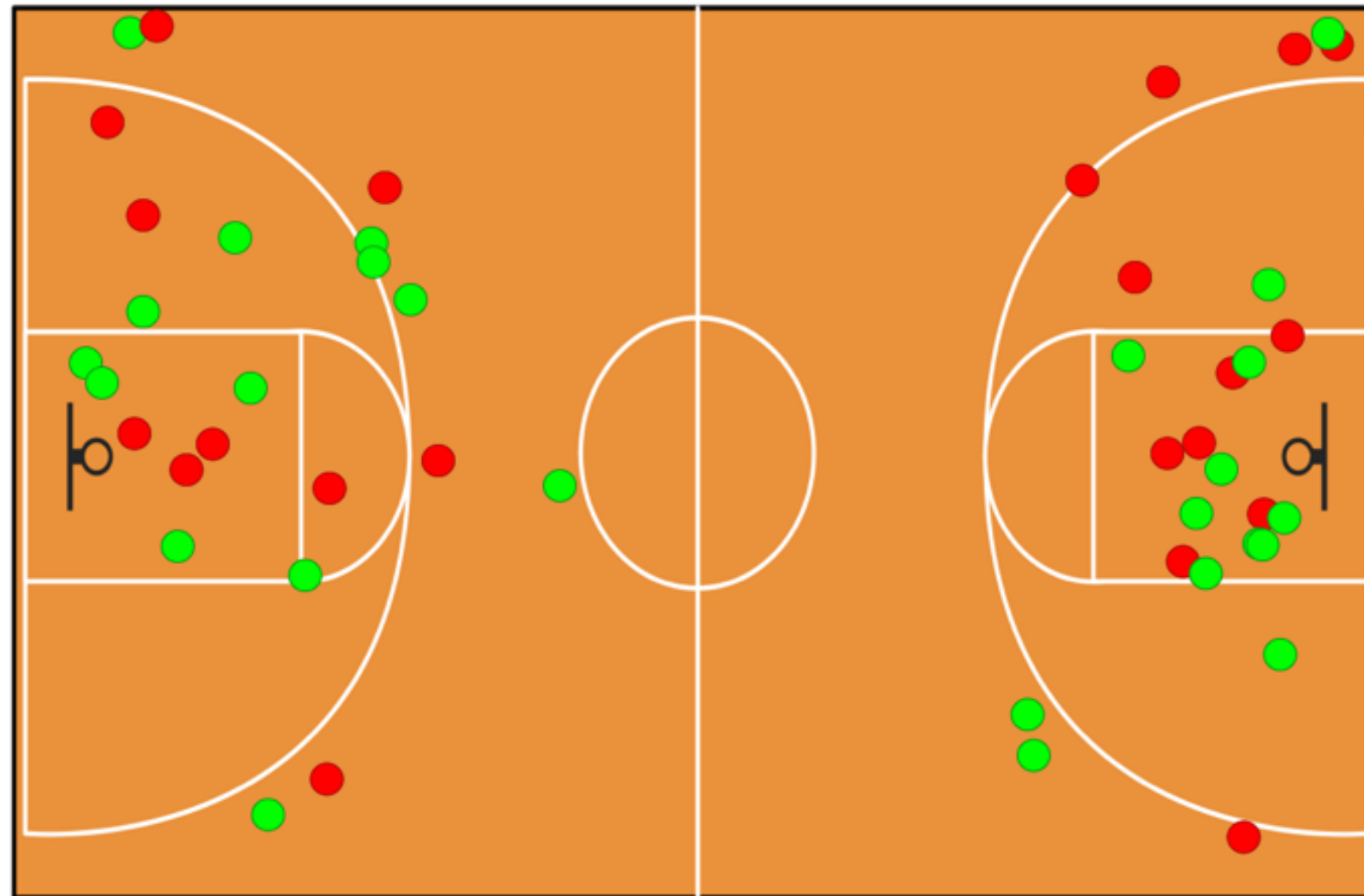
Opponent Score: 40

NON-SCORING STATS

#	PLAYER	MIN	ASSTS	OREBS	DREBS	TREBS	STLS	TIEUPS	DEFS	BLKS	CHRGs	TOVRS	PER	PER/MIN	+/-
17	Elijah Austin-H...	00:00:00	0.0	0.0	0.0	0.0	0.0	0.0	1.0	0.0	0.0	1.0	-1.0	0.0	0.0
13	Isaiah Johnson	00:00:00	5.0	0.0	5.0	5.0	1.0	0.0	1.0	1.0	0.0	1.0	24.0	0.0	12.0
32	Jacob	00:00:00	0.0	0.0	4.0	4.0	0.0	0.0	0.0	0.0	0.0	1.0	1.0	0.0	21.0
15	Jaxson	00:00:00	3.0	0.0	4.0	4.0	0.0	0.0	1.0	0.0	0.0	1.0	9.0	0.0	0.0
4	Joseph	00:00:00	7.0	0.0	0.0	0.0	1.0	0.0	4.0	0.0	0.0	1.0	13.0	0.0	11.0
34	Malachi	00:00:00	1.0	0.0	3.0	3.0	2.0	0.0	1.0	0.0	0.0	2.0	2.0	0.0	21.0
0	Theo vandenb...	00:00:00	2.0	0.0	2.0	2.0	1.0	0.0	0.0	0.0	0.0	1.0	4.0	0.0	0.0
99	extra	00:00:00	0.0	0.0	0.0	0.0	0.0	0.0	0.0	0.0	0.0	0.0	0.0	0.0	0.0
21	nic	00:00:00	1.0	0.0	3.0	3.0	2.0	0.0	1.0	0.0	0.0	2.0	16.0	0.0	19.0
37	rhythm	00:00:00	6.0	0.0	4.0	4.0	2.0	3.0	1.0	0.0	0.0	3.0	13.0	0.0	21.0
	Total		25.0	0.0	25.0	25.0	9.0	3.0	10.0	1.0	0.0	13.0	81.0	0.0	

Team Name: Green
Team Score: 61
Opponent Name: white
Coach's ID:

Season Type:
Date: 10/28/2018 17:09:46
Opponent Score: 40



FG% = 26.0/48.0 (54.17%)

Team Name: Green

Team Score: 0

Opponent Name: white

Coach's ID:

Season Type:

Date: 10/28/2018 17:09:46

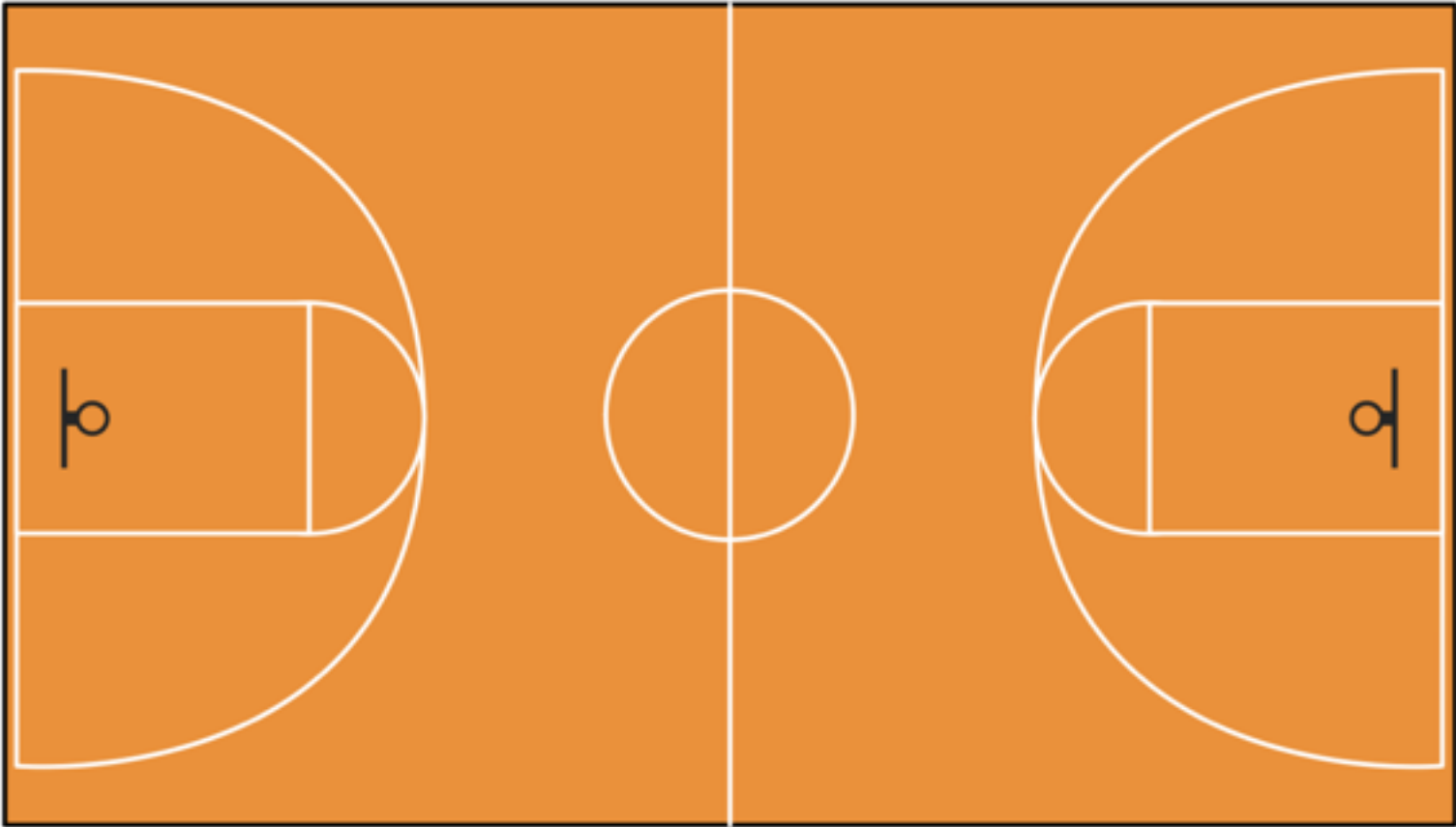
Opponent Score: 40

SCORING STATS

#	PLAYER	PFS	PTS	FTM	FTA	FT%	2FGM	2FGA	2FG%	3FGM	3FGA	3FG%	TFGM	TFGA	eFG%
17	Elijah Aust...	0.0	0.0	0.0	0.0	0.0%	0.0	0.0	0.0%	0.0	0.0	0.0%	0.0	0.0	0%

NON-SCORING STATS

#	PLAYER	MIN	ASSTS	OREBS	DREBS	TREBS	STLS	TIEUPS	DEFS	BLKS	CHRGs	TOVRS	PER	PER/MIN	+/-
17	Elijah Austin-...	00:00:00	0.0	0.0	0.0	0.0	0.0	0.0	1.0	0.0	0.0	1.0	-1.0	0.0	0.0



Team Name: Green

Team Score: 18

Opponent Name: white

Coach's ID:

Season Type:

Date: 10/28/2018 17:09:46

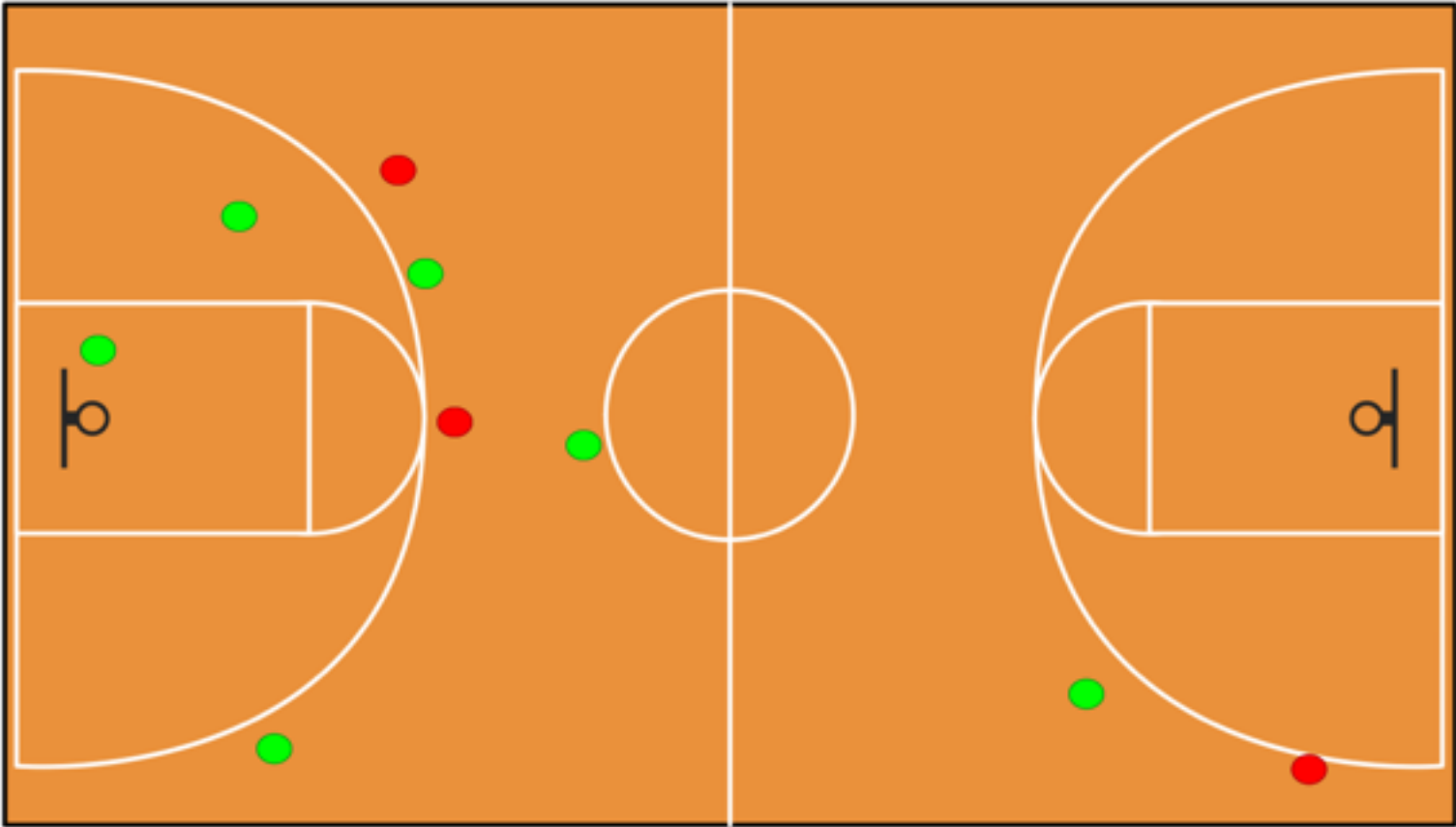
Opponent Score: 40

SCORING STATS

#	PLAYER	PFS	PTS	FTM	FTA	FT%	2FGM	2FGA	2FG%	3FGM	3FGA	3FG%	TFGM	TFGA	eFG%
13	Isaiah Joh...	0.0	18.0	2.0	4.0	50.0%	2.0	2.0	100.0%	4.0	7.0	57.1%	6.0	9.0	88.9%

NON-SCORING STATS

#	PLAYER	MIN	ASSTS	OREBS	DREBS	TREBS	STLS	TIEUPS	DEFS	BLKS	CHRGs	TOVRS	PER	PER/MIN	+/-
13	Isaiah Johnson	00:00:00	5.0	0.0	5.0	5.0	1.0	0.0	1.0	1.0	0.0	1.0	24.0	0.0	12.0



Team Name: Green

Team Score: 4

Opponent Name: white

Coach's ID:

Season Type:

Date: 10/28/2018 17:09:46

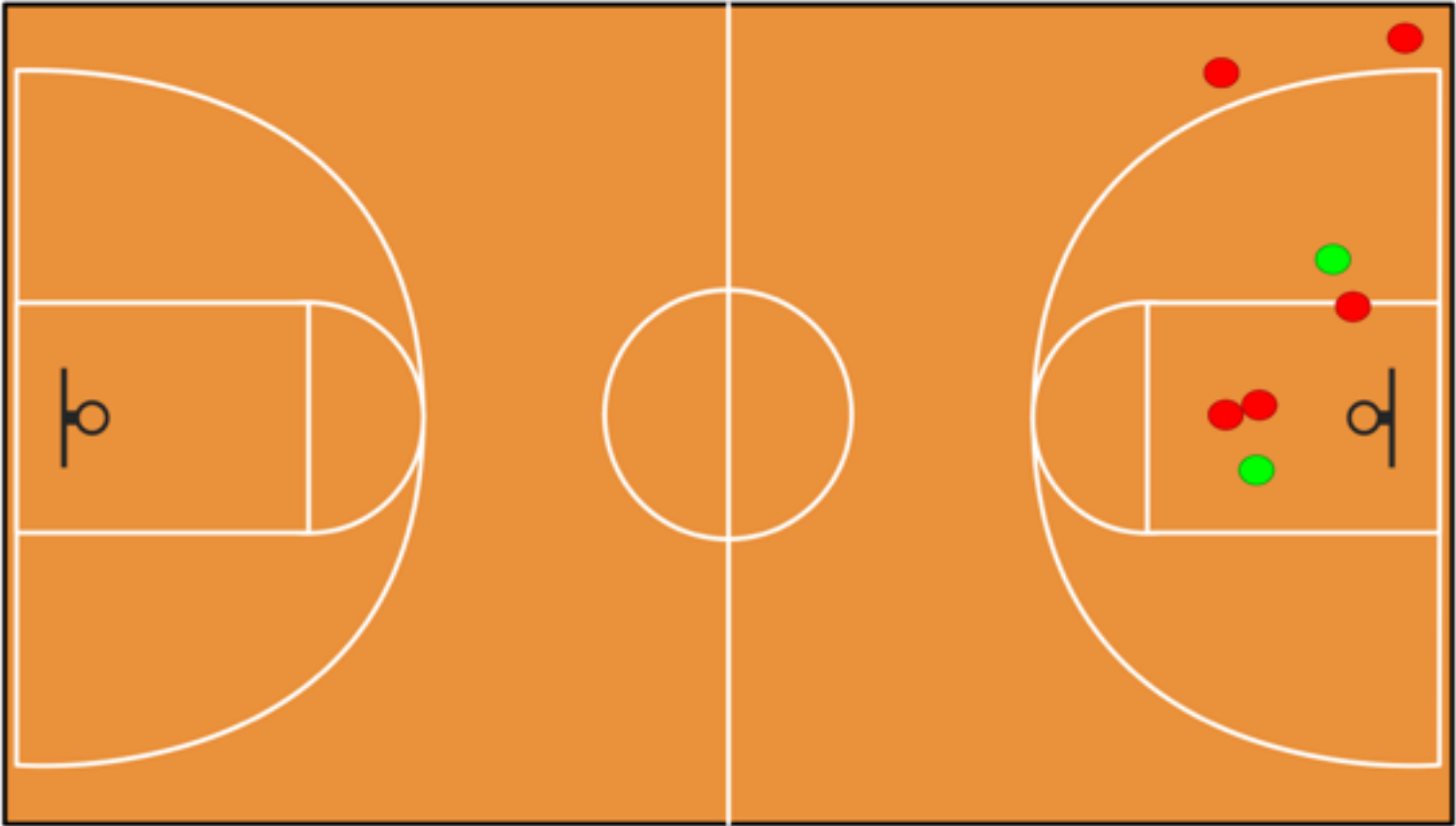
Opponent Score: 40

SCORING STATS

#	PLAYER	PFS	PTS	FTM	FTA	FT%	2FGM	2FGA	2FG%	3FGM	3FGA	3FG%	TFGM	TFGA	eFG%
32	Jacob	0.0	4.0	0.0	0.0	0.0%	2.0	4.0	50.0%	0.0	3.0	0.0%	2.0	7.0	28.6%

NON-SCORING STATS

#	PLAYER	MIN	ASSTS	OREBS	DREBS	TREBS	STLS	TIEUPS	DEFS	BLKS	CHRGs	TOVRS	PER	PER/MIN	+/-
32	Jacob	00:00:00	0.0	0.0	4.0	4.0	0.0	0.0	0.0	0.0	0.0	1.0	1.0	0.0	21.0



Team Name: Green

Team Score: 6

Opponent Name: white

Coach's ID:

Season Type:

Date: 10/28/2018 17:09:46

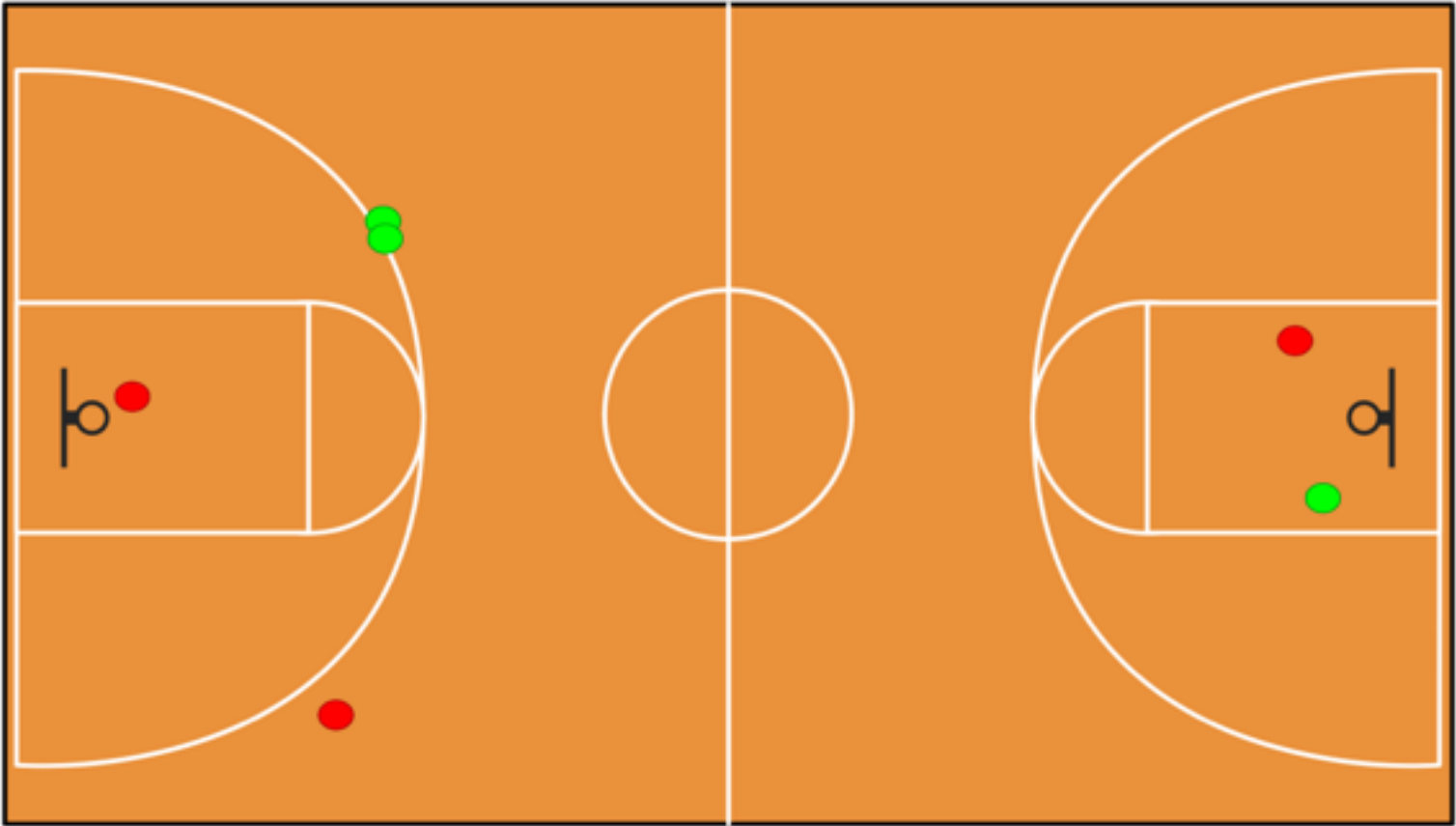
Opponent Score: 40

SCORING STATS

#	PLAYER	PFS	PTS	FTM	FTA	FT%	2FGM	2FGA	2FG%	3FGM	3FGA	3FG%	TFGM	TFGA	eFG%
15	Jaxson	0.0	6.0	0.0	0.0	0.0%	3.0	5.0	60.0%	0.0	1.0	0.0%	3.0	6.0	50.0%

NON-SCORING STATS

#	PLAYER	MIN	ASSTS	OREBS	DREBS	TREBS	STLS	TIEUPS	DEFS	BLKS	CHRGs	TOVRS	PER	PER/MIN	+/-
15	Jaxson	00:00:00	3.0	0.0	4.0	4.0	0.0	0.0	1.0	0.0	0.0	1.0	9.0	0.0	0.0



Team Name: Green

Team Score: 5

Opponent Name: white

Coach's ID:

Season Type:

Date: 10/28/2018 17:09:46

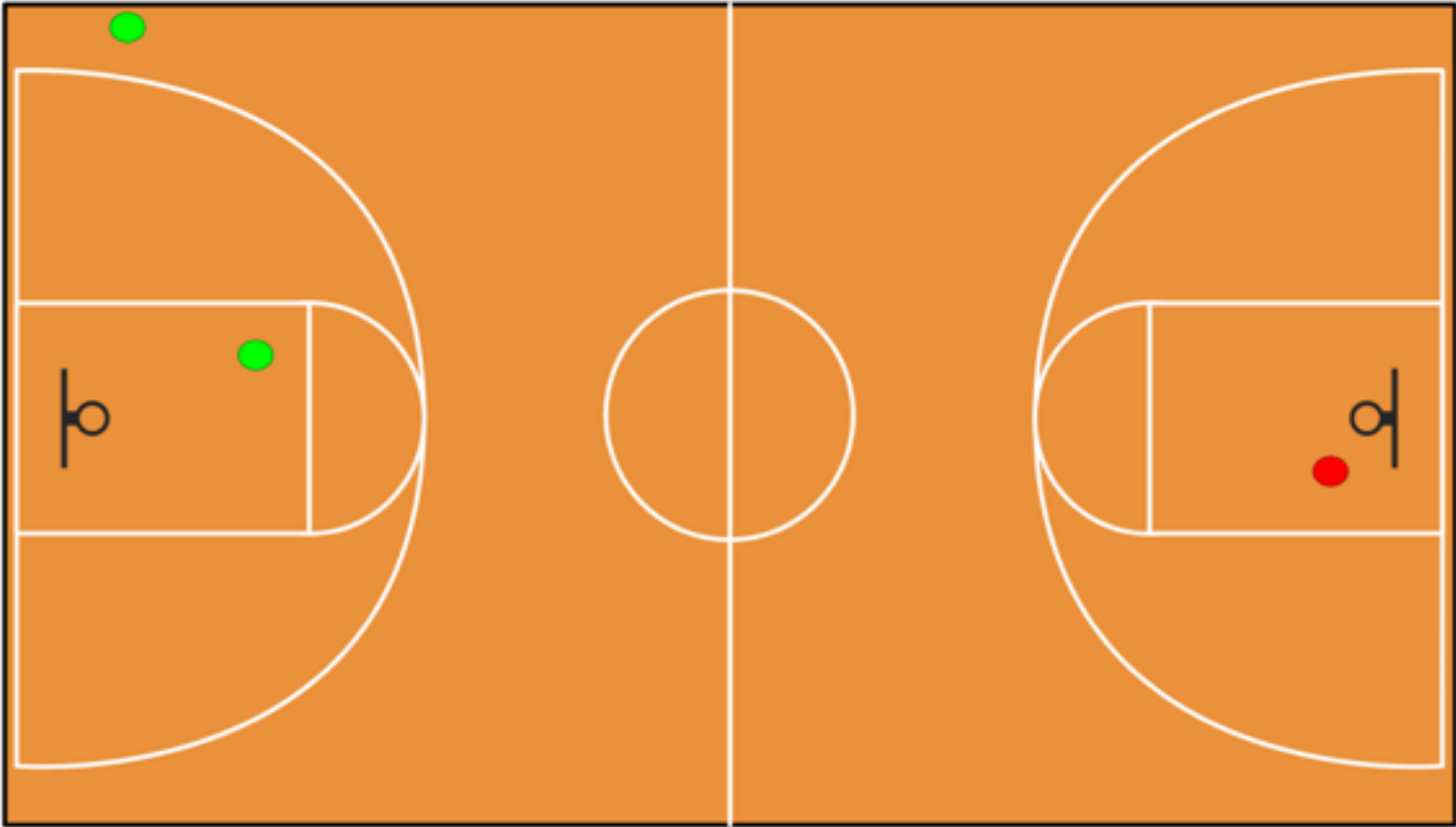
Opponent Score: 40

SCORING STATS

#	PLAYER	PFS	PTS	FTM	FTA	FT%	2FGM	2FGA	2FG%	3FGM	3FGA	3FG%	TFGM	TFGA	eFG%
4	Joseph	0.0	5.0	0.0	0.0	0.0%	1.0	2.0	50.0%	1.0	2.0	50.0%	2.0	4.0	62.5%

NON-SCORING STATS

#	PLAYER	MIN	ASSTS	OREBS	DREBS	TREBS	STLS	TIEUPS	DEFS	BLKS	CHRGs	TOVRS	PER	PER/MIN	+/-
4	Joseph	00:00:00	7.0	0.0	0.0	0.0	1.0	0.0	4.0	0.0	0.0	1.0	13.0	0.0	11.0



Team Name: Green

Team Score: 5

Opponent Name: white

Coach's ID:

Season Type:

Date: 10/28/2018 17:09:46

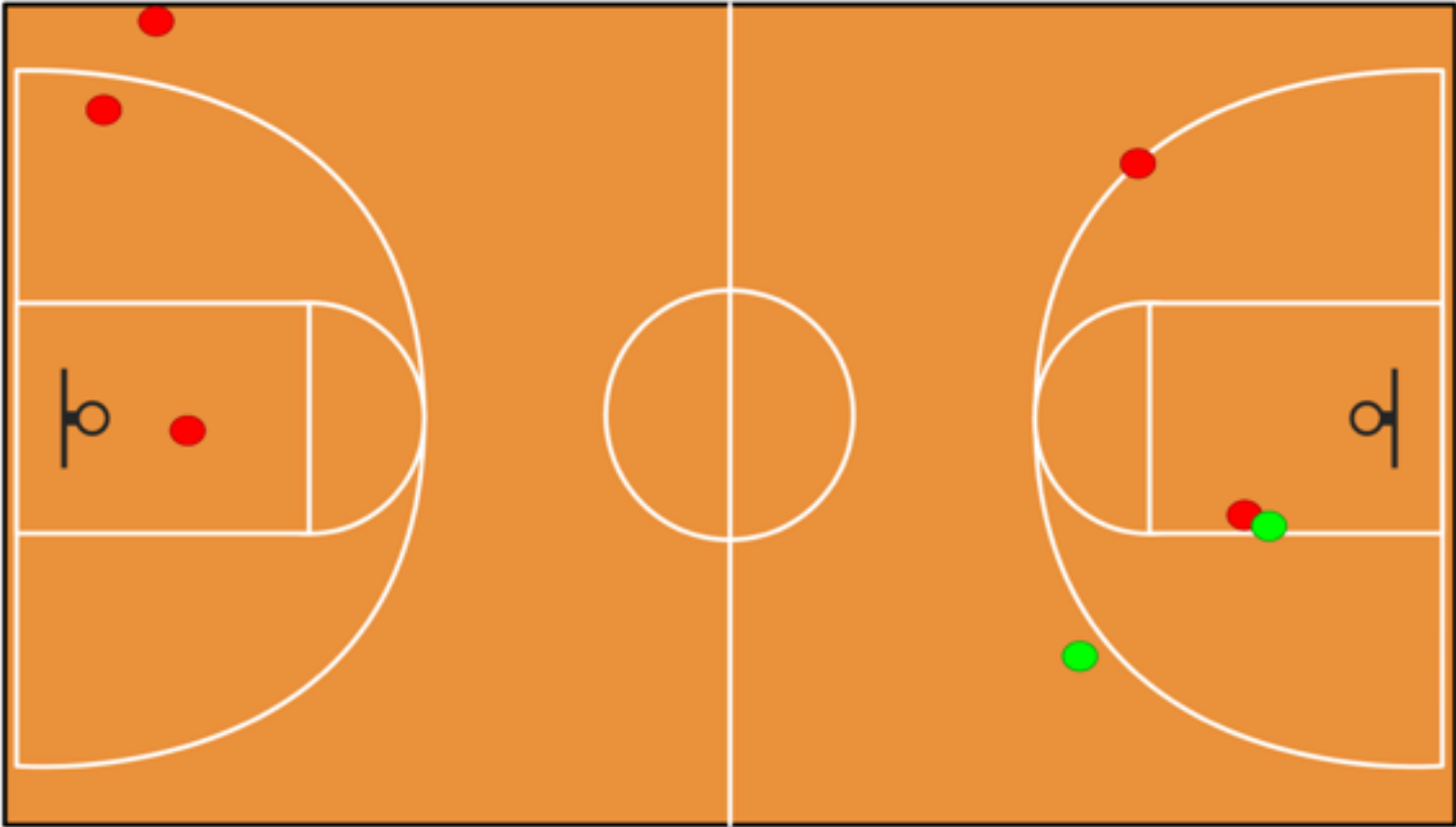
Opponent Score: 40

SCORING STATS

#	PLAYER	PFS	PTS	FTM	FTA	FT%	2FGM	2FGA	2FG%	3FGM	3FGA	3FG%	TFGM	TFGA	eFG%
34	Malachi	0.0	5.0	0.0	1.0	0.0%	1.0	4.0	25.0%	1.0	3.0	33.3%	2.0	7.0	35.7%

NON-SCORING STATS

#	PLAYER	MIN	ASSTS	OREBS	DREBS	TREBS	STLS	TIEUPS	DEFS	BLKS	CHRGs	TOVRS	PER	PER/MIN	+/-
34	Malachi	00:00:00	1.0	0.0	3.0	3.0	2.0	0.0	1.0	0.0	0.0	2.0	2.0	0.0	21.0



Team Name: Green

Team Score: 2

Opponent Name: white

Coach's ID:

Season Type:

Date: 10/28/2018 17:09:46

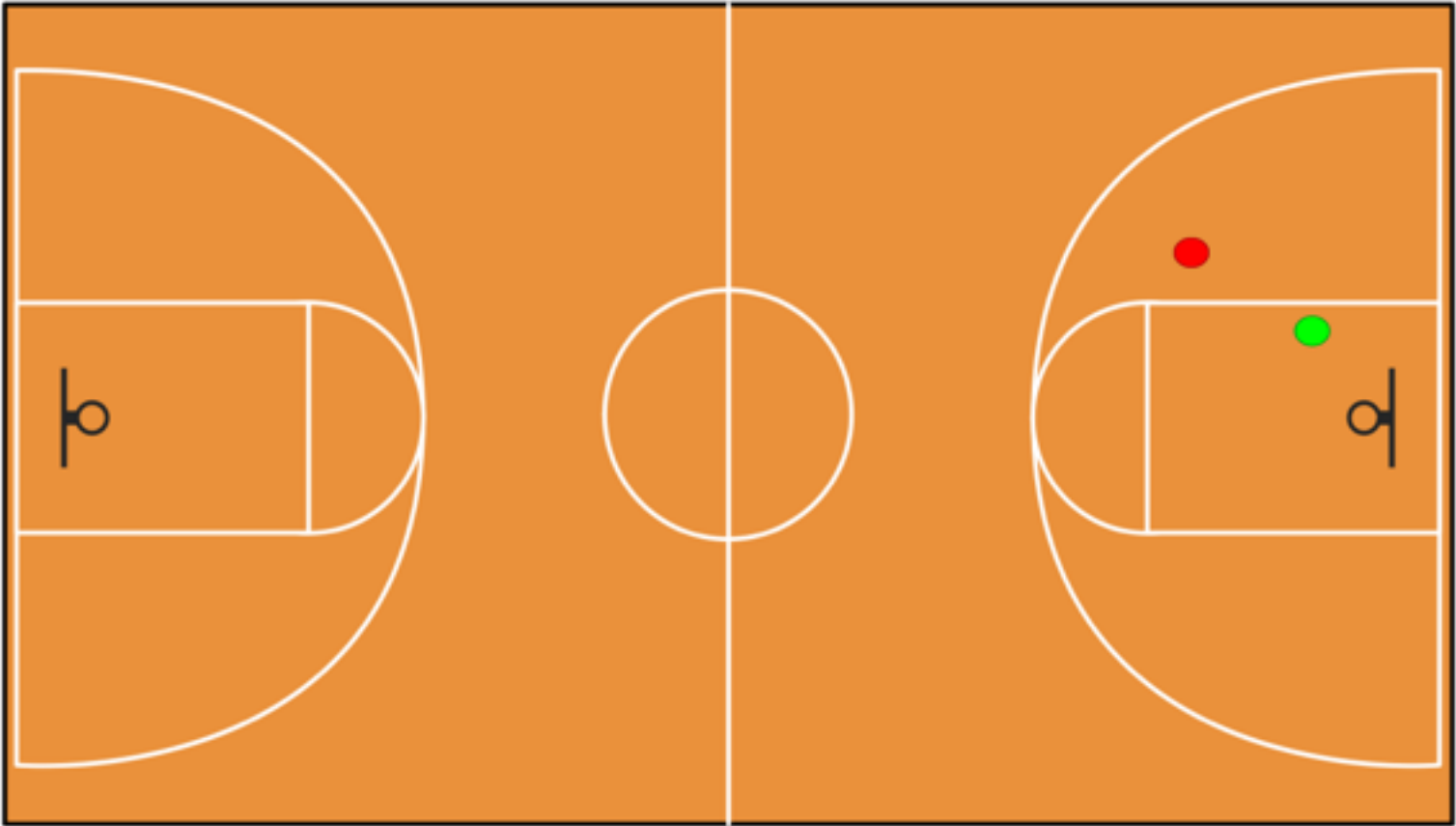
Opponent Score: 40

SCORING STATS

#	PLAYER	PFS	PTS	FTM	FTA	FT%	2FGM	2FGA	2FG%	3FGM	3FGA	3FG%	TFGM	TFGA	eFG%
0	Theo vand...	0.0	2.0	0.0	0.0	0.0%	1.0	2.0	50.0%	0.0	0.0	0.0%	1.0	2.0	50.0%

NON-SCORING STATS

#	PLAYER	MIN	ASSTS	OREBS	DREBS	TREBS	STLS	TIEUPS	DEFS	BLKS	CHRGs	TOVRS	PER	PER/MIN	+/-
0	Theo vandenb...	00:00:00	2.0	0.0	2.0	2.0	1.0	0.0	0.0	0.0	0.0	1.0	4.0	0.0	0.0

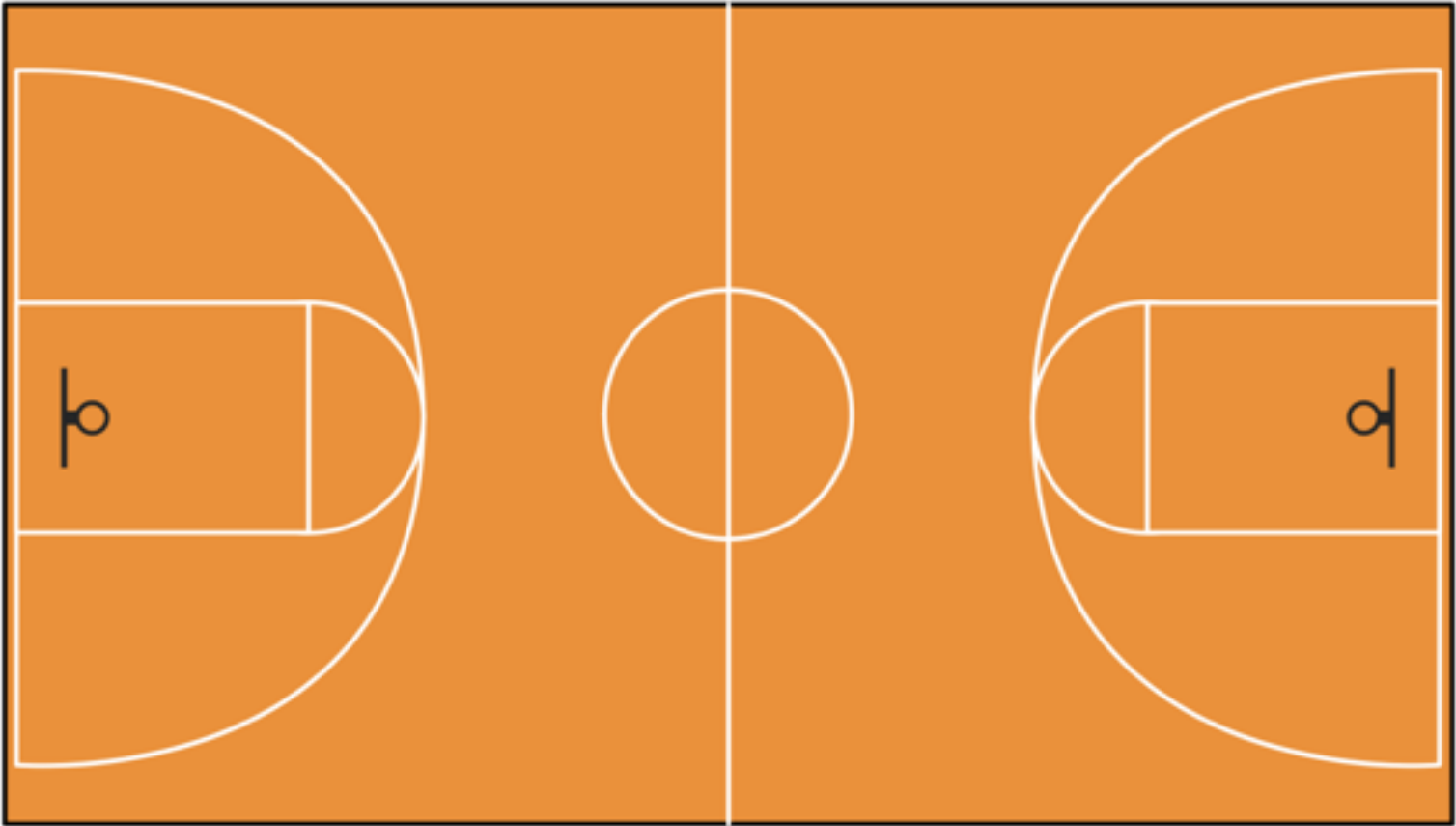


SCORING STATS

#	PLAYER	PFS	PTS	FTM	FTA	FT%	2FGM	2FGA	2FG%	3FGM	3FGA	3FG%	TFGM	TFGA	eFG%
99	extra	0.0	0.0	0.0	0.0	0.0%	0.0	0.0	0.0%	0.0	0.0	0.0%	0.0	0.0	0%

NON-SCORING STATS

#	PLAYER	MIN	ASSTS	OREBS	DREBS	TREBS	STLS	TIEUPS	DEFS	BLKS	CHRGs	TOVRS	PER	PER/MIN	+/-
99	extra	00:00:00	0.0	0.0	0.0	0.0	0.0	0.0	0.0	0.0	0.0	0.0	0.0	0.0	0.0



Team Name: Green

Team Score: 15

Opponent Name: white

Coach's ID:

Season Type:

Date: 10/28/2018 17:09:46

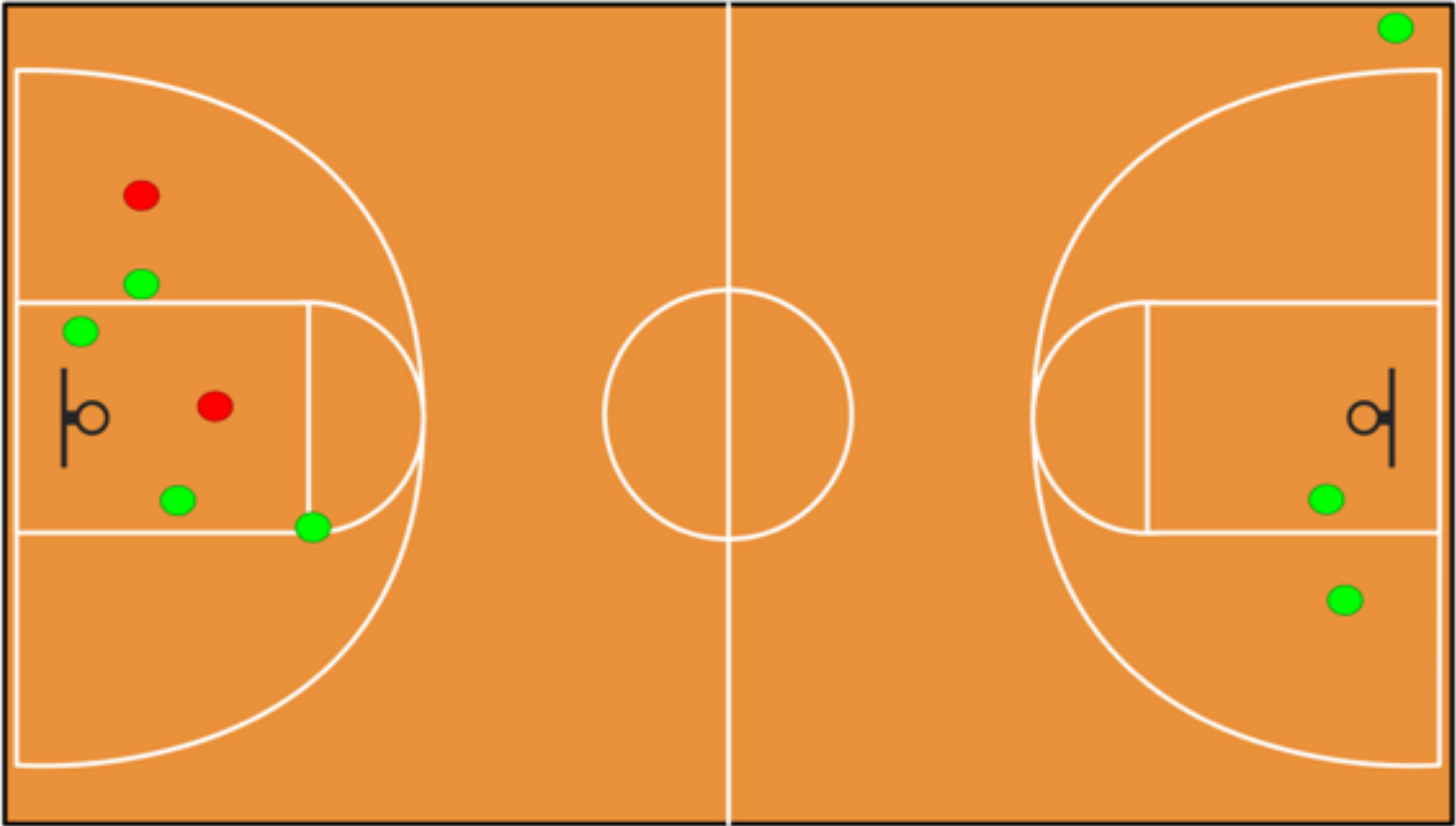
Opponent Score: 40

SCORING STATS

#	PLAYER	PFS	PTS	FTM	FTA	FT%	2FGM	2FGA	2FG%	3FGM	3FGA	3FG%	TFGM	TFGA	eFG%
21	nic	0.0	15.0	0.0	0.0	0.0%	6.0	8.0	75.0%	1.0	1.0	100.0%	7.0	9.0	83.3%

NON-SCORING STATS

#	PLAYER	MIN	ASSTS	OREBS	DREBS	TREBS	STLS	TIEUPS	DEFS	BLKS	CHRGs	TOVRS	PER	PER/MIN	+/-
21	nic	00:00:00	1.0	0.0	3.0	3.0	2.0	0.0	1.0	0.0	0.0	2.0	16.0	0.0	19.0



Team Name: Green

Team Score: 6

Opponent Name: white

Coach's ID:

Season Type:

Date: 10/28/2018 17:09:46

Opponent Score: 40

SCORING STATS

#	PLAYER	PFS	PTS	FTM	FTA	FT%	2FGM	2FGA	2FG%	3FGM	3FGA	3FG%	TFGM	TFGA	eFG%
37	rhythm	0.0	6.0	0.0	1.0	0.0%	3.0	5.0	60.0%	0.0	0.0	0.0%	3.0	5.0	60.0%

NON-SCORING STATS

#	PLAYER	MIN	ASSTS	OREBS	DREBS	TREBS	STLS	TIEUPS	DEFS	BLKS	CHRGs	TOVRS	PER	PER/MIN	+/-
37	rhythm	00:00:00	6.0	0.0	4.0	4.0	2.0	3.0	1.0	0.0	0.0	3.0	13.0	0.0	21.0

