

Team Name: team Xyz  
Team Score: 52  
Opponent Name: team2  
Coach's ID:

Season Type:  
Date: 10/18/2017 20:06:58  
Opponent Score: 52

## SCORING STATS

#	PLAYER	FOULS	PTS	FTM	FTA	FT%	2FGM	2FGA	2FG%	3FGM	3FGA	3FG%	TFGM	TFGA	eFG%
52	Bingham	0.00	6.00	0.00	0.00	0.0%	3.00	3.00	100.0%	0.00	0.00	0.0%	3.00	3.00	100.0%
240	David	0.00	2.00	0.00	0.00	0.0%	1.00	1.00	100.0%	0.00	1.00	0.0%	1.00	2.00	50.0%
28	Jason	0.00	2.00	0.00	0.00	0.0%	1.00	3.00	33.3%	0.00	3.00	0.0%	1.00	6.00	16.7%
4	Joseph	0.00	3.00	0.00	0.00	0.0%	0.00	1.00	0.0%	1.00	2.00	50.0%	1.00	3.00	50.0%
24	Paul	0.00	9.00	0.00	0.00	0.0%	3.00	6.00	50.0%	1.00	5.00	20.0%	4.00	11.00	40.9%
11	Tyler	0.00	4.00	0.00	0.00	0.0%	2.00	6.00	33.3%	0.00	1.00	0.0%	2.00	7.00	28.6%
23	aren	0.00	4.00	2.00	2.00	100.0%	1.00	2.00	50.0%	0.00	1.00	0.0%	1.00	3.00	33.3%
25	diljot	0.00	4.00	0.00	0.00	0.0%	2.00	4.00	50.0%	0.00	0.00	0.0%	2.00	4.00	50.0%
230	mason	0.00	11.00	0.00	0.00	0.0%	1.00	2.00	50.0%	3.00	4.00	75.0%	4.00	6.00	91.7%
18	molar	0.00	7.00	0.00	0.00	0.0%	2.00	3.00	66.7%	1.00	1.00	100.0%	3.00	4.00	87.5%
	<b>Total</b>	0.00	52.00	2.00	2.00	100.0%	16.00	31.00	51.6%	6.00	18.00	33.3%	22.00	49.00	51.0%

Team Name: team Xyz  
Team Score: 52  
Opponent Name: team2  
Coach's ID:

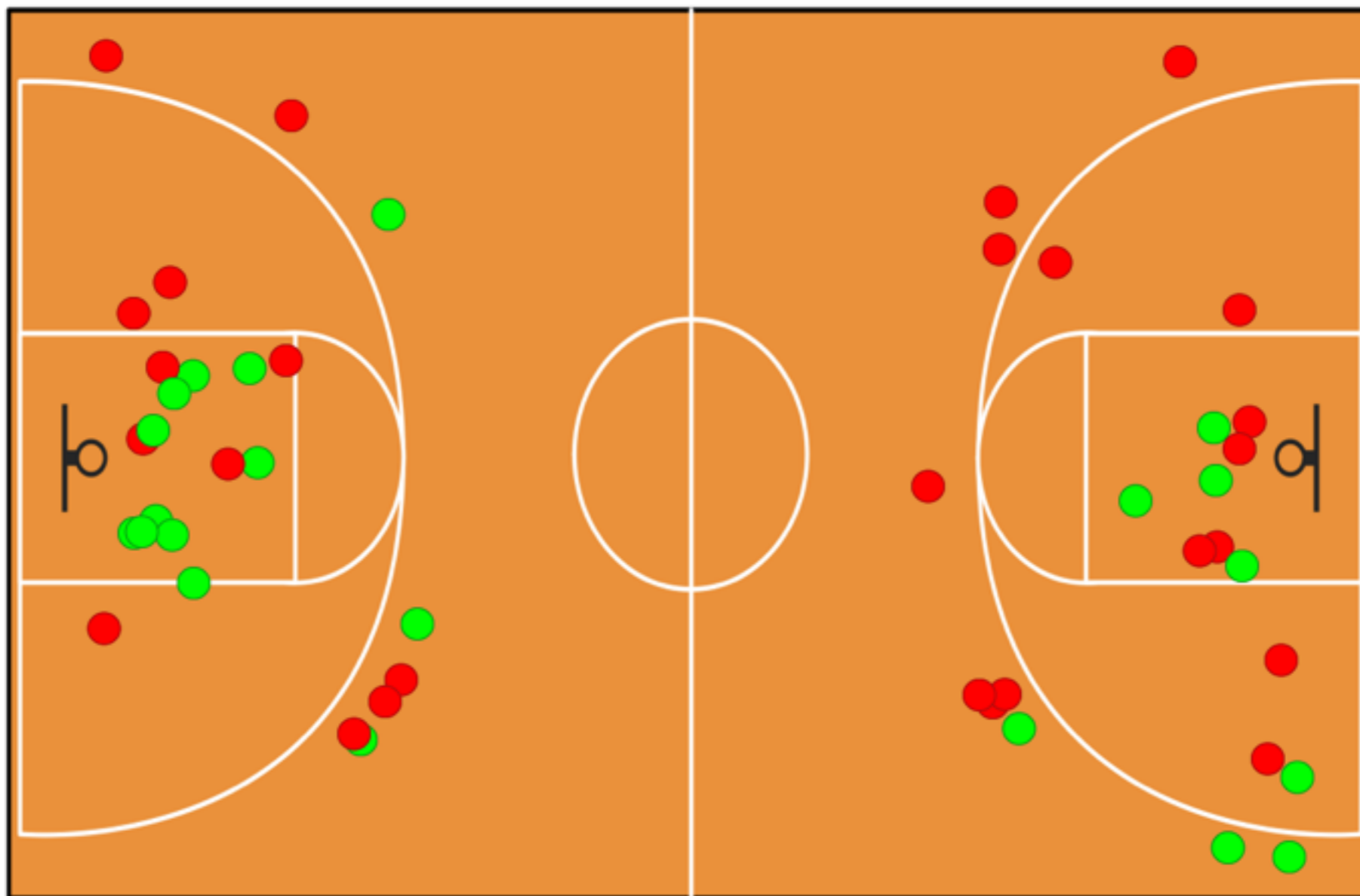
Season Type:  
Date: 10/18/2017 20:06:58  
Opponent Score: 52

### NON-SCORING STATS

#	PLAYER	MIN	ASSTS	OREBS	DREBS	TREBS	STLS	TIEUPS	DEFS	BLKS	CHRG	TOVRS	PER	PER/MIN	+/-
52	Bingham	00:11:51	0.00	1.00	4.00	5.00	3.00	0.00	0.00	0.00	0.00	1.00	12.00	1.01	-31.00
240	David	00:14:50	0.00	0.00	1.00	1.00	1.00	0.00	0.00	0.00	0.00	0.00	3.00	0.20	-24.00
28	Jason	00:14:57	0.00	0.00	4.00	4.00	0.00	0.00	0.00	0.00	0.00	0.00	1.00	0.07	-28.00
4	Joseph	00:17:56	2.00	1.00	-1.00	0.00	0.00	0.00	1.00	0.00	0.00	0.00	4.00	0.22	-21.00
24	Paul	00:14:50	0.00	0.00	1.00	1.00	3.00	0.00	0.00	0.00	0.00	1.00	4.00	0.27	-24.00
11	Tyler	00:14:57	2.00	0.00	0.00	0.00	0.00	0.00	0.00	0.00	0.00	0.00	1.00	0.07	-28.00
23	aren	00:14:50	0.00	1.00	0.00	1.00	0.00	0.00	0.00	1.00	0.00	1.00	2.00	0.13	-24.00
25	diljot	00:14:57	0.00	0.00	2.00	2.00	0.00	0.00	0.00	0.00	0.00	0.00	4.00	0.27	-28.00
230	mason	00:14:57	0.00	3.00	5.00	8.00	0.00	0.00	0.00	0.00	0.00	3.00	11.00	0.74	-28.00
18	molar	00:14:50	0.00	0.00	0.00	0.00	2.00	0.00	0.00	0.00	0.00	3.00	2.00	0.13	-24.00
	<b>Total</b>		4.00	6.00	16.00	22.00	9.00	0.00	1.00	1.00	0.00	9.00	44.00	3.11	

Team Name: team Xyz  
Team Score: 52  
Opponent Name: team2  
Coach's ID:

Season Type:  
Date: 10/18/2017 20:06:58  
Opponent Score: 52



FG% = 21.0/48.0 (43.75%)

Team Name: team Xyz

Team Score: 6

Opponent Name: team2

Coach's ID:

Season Type:

Date: 10/18/2017 20:06:58

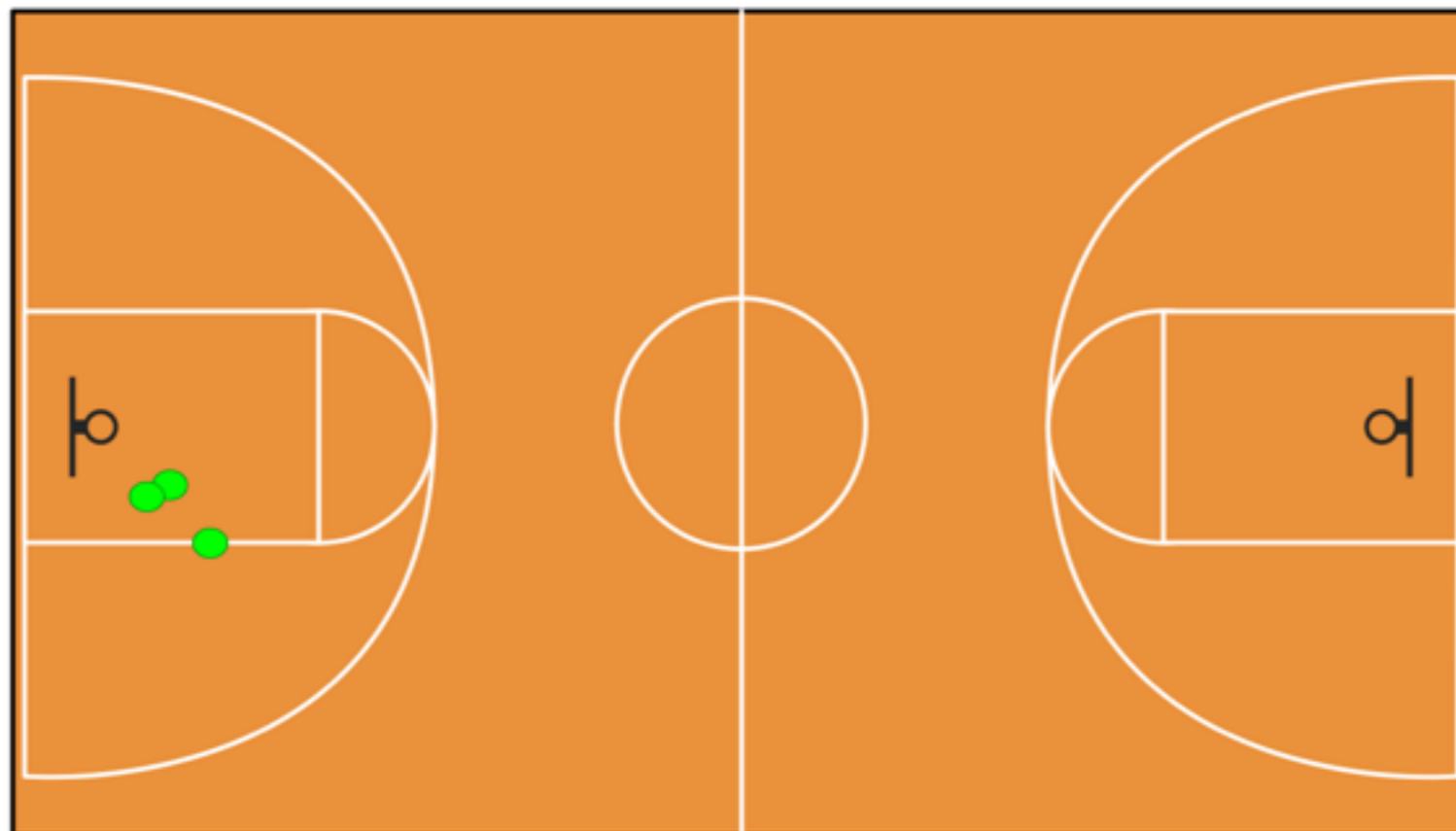
Opponent Score: 52

### SCORING STATS

#	PLAYER	FOULS	PTS	FTM	FTA	FT%	2FGM	2FGA	2FG%	3FGM	3FGA	3FG%	TFGM	TFGA	eFG%
52	Bingham	0.00	6.00	0.00	0.00	0.0%	3.00	3.00	100.0%	0.00	0.00	0.0%	3.00	3.00	100.0%

### NON-SCORING STATS

#	PLAYER	MIN	ASSTS	OREBS	DREBS	TREBS	STLS	TIEUPS	DEFS	BLKS	CHRGs	TOVRS	PER	PER/MIN	+/-
52	Bingham	00:11:51	0.00	1.00	4.00	5.00	3.00	0.00	0.00	0.00	0.00	1.00	12.00	1.01	-31.00



Team Name: team Xyz

Team Score: 2

Opponent Name: team2

Coach's ID:

Season Type:

Date: 10/18/2017 20:06:58

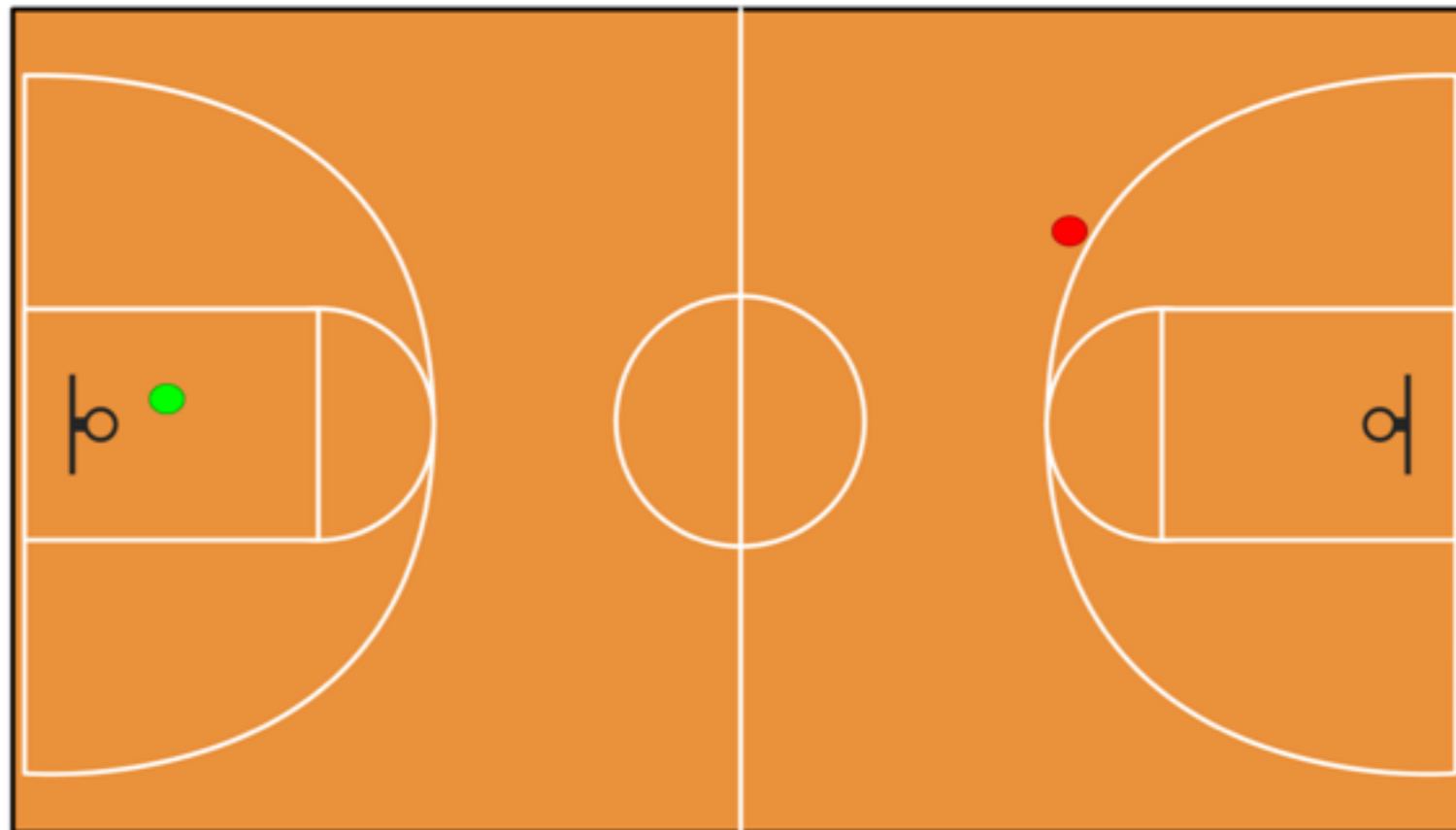
Opponent Score: 52

### SCORING STATS

#	PLAYER	FOULS	PTS	FTM	FTA	FT%	2FGM	2FGA	2FG%	3FGM	3FGA	3FG%	TFGM	TFGA	eFG%
240	David	0.00	2.00	0.00	0.00	0.0%	1.00	1.00	100.0%	0.00	1.00	0.0%	1.00	2.00	50.0%

### NON-SCORING STATS

#	PLAYER	MIN	ASSTS	OREBS	DREBS	TREBS	STLS	TIEUPS	DEFS	BLKS	CHRG	TOVRS	PER	PER/MIN	+/-
240	David	00:14:50	0.00	0.00	1.00	1.00	1.00	0.00	0.00	0.00	0.00	0.00	3.00	0.20	-24.00



Team Name: team Xyz

Team Score: 2

Opponent Name: team2

Coach's ID:

Season Type:

Date: 10/18/2017 20:06:58

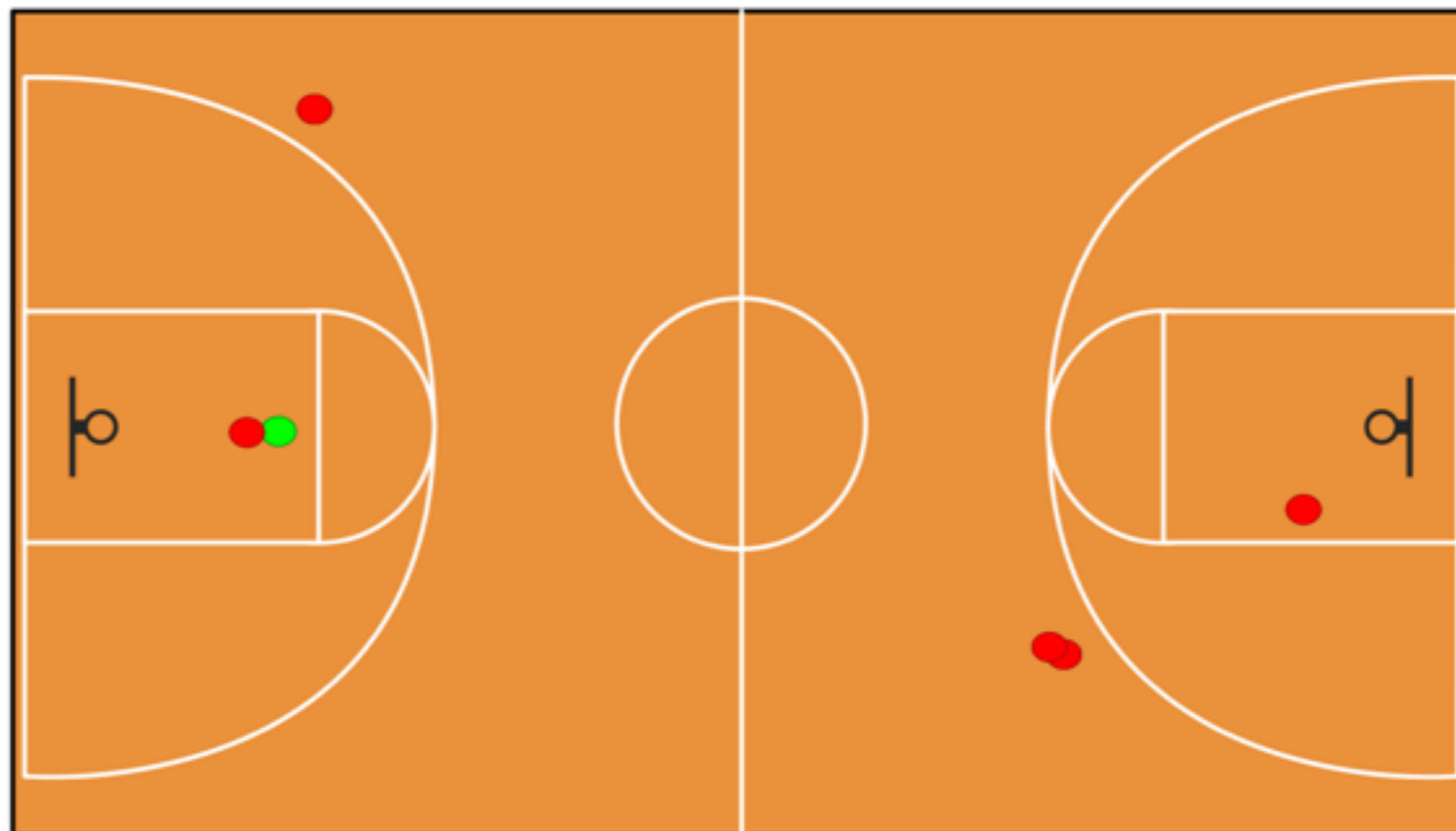
Opponent Score: 52

### SCORING STATS

#	PLAYER	FOULS	PTS	FTM	FTA	FT%	2FGM	2FGA	2FG%	3FGM	3FGA	3FG%	TFGM	TFGA	eFG%
28	Jason	0.00	2.00	0.00	0.00	0.0%	1.00	3.00	33.3%	0.00	3.00	0.0%	1.00	6.00	16.7%

### NON-SCORING STATS

#	PLAYER	MIN	ASSTS	OREBS	DREBS	TREBS	STLS	TIEUPS	DEFS	BLKS	CHRGs	TOVRS	PER	PER/MIN	+/-
28	Jason	00:14:57	0.00	0.00	4.00	4.00	0.00	0.00	0.00	0.00	0.00	0.00	1.00	0.07	-28.00



Team Name: team Xyz

Team Score: 3

Opponent Name: team2

Coach's ID:

Season Type:

Date: 10/18/2017 20:06:58

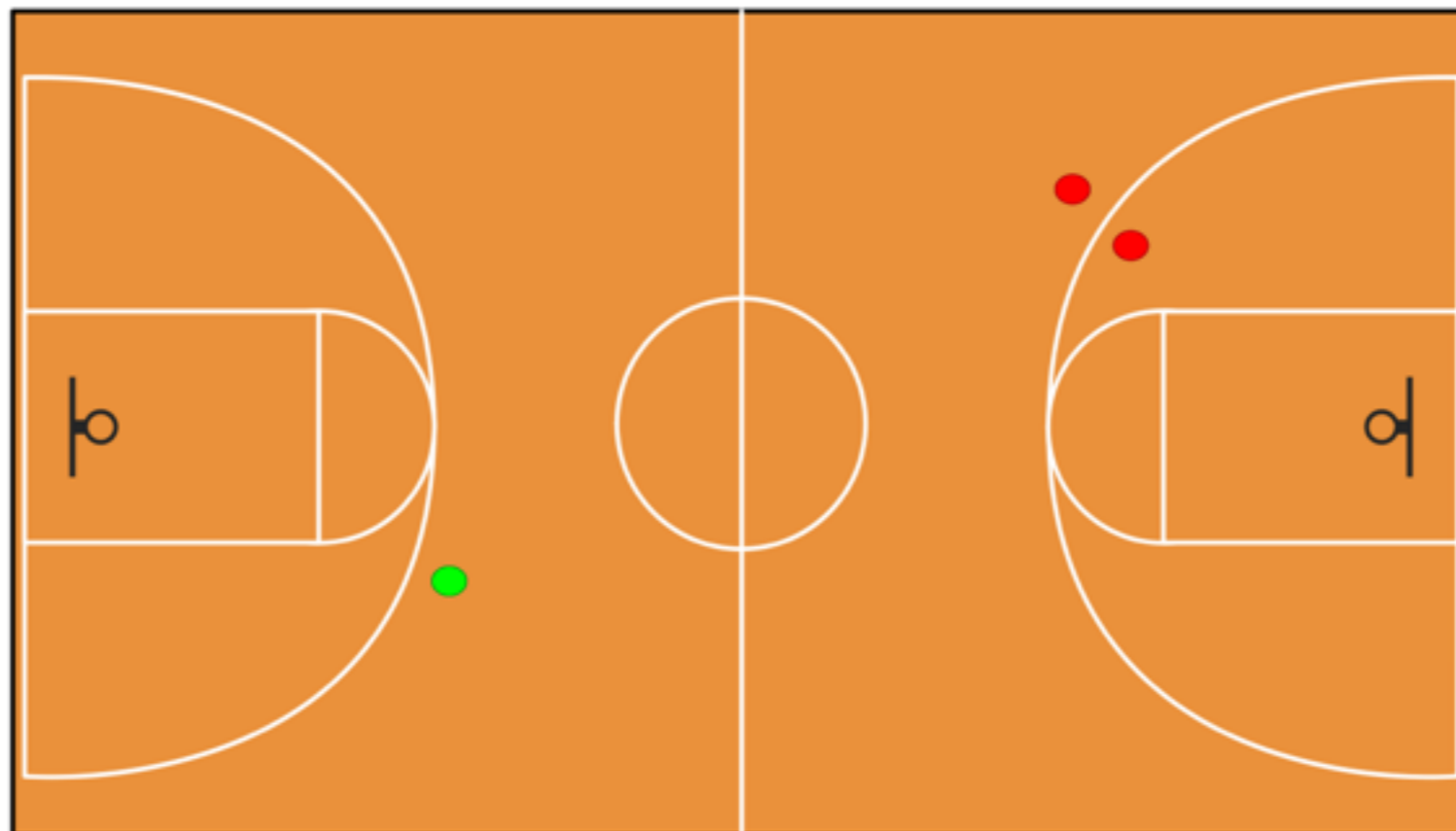
Opponent Score: 52

### SCORING STATS

#	PLAYER	FOULS	PTS	FTM	FTA	FT%	2FGM	2FGA	2FG%	3FGM	3FGA	3FG%	TFGM	TFGA	eFG%
4	Joseph	0.00	3.00	0.00	0.00	0.0%	0.00	1.00	0.0%	1.00	2.00	50.0%	1.00	3.00	50.0%

### NON-SCORING STATS

#	PLAYER	MIN	ASSTS	OREBS	DREBS	TREBS	STLS	TIEUPS	DEFS	BLKS	CHRG	TOVRS	PER	PER/MIN	+/-
4	Joseph	00:17:56	2.00	1.00	-1.00	0.00	0.00	0.00	1.00	0.00	0.00	0.00	4.00	0.22	-21.00





Team Name: team Xyz

Team Score: 9

Opponent Name: team2

Coach's ID:

Season Type:

Date: 10/18/2017 20:06:58

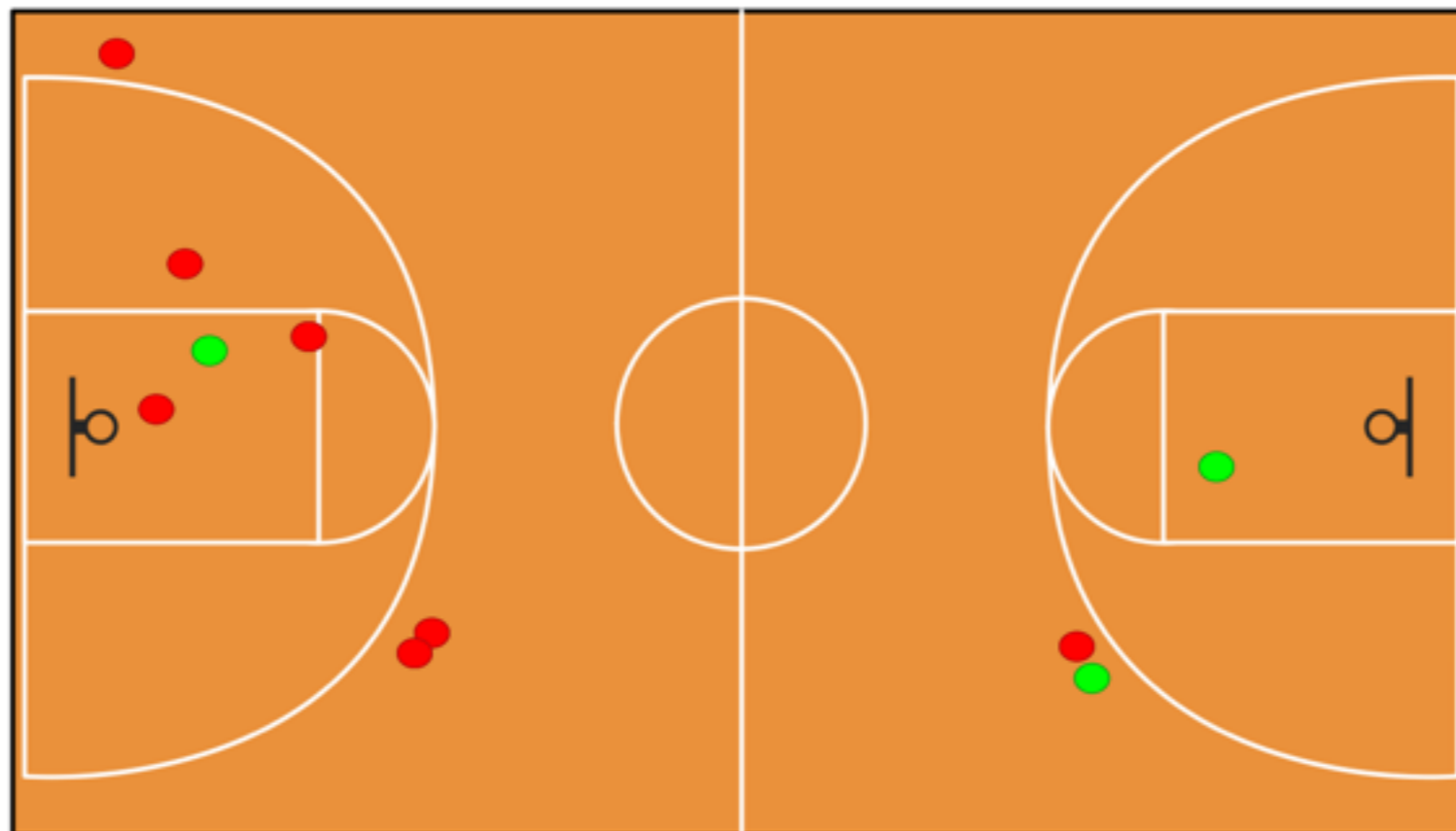
Opponent Score: 52

### SCORING STATS

#	PLAYER	FOULS	PTS	FTM	FTA	FT%	2FGM	2FGA	2FG%	3FGM	3FGA	3FG%	TFGM	TFGA	eFG%
24	Paul	0.00	9.00	0.00	0.00	0.0%	3.00	6.00	50.0%	1.00	5.00	20.0%	4.00	11.00	40.9%

### NON-SCORING STATS

#	PLAYER	MIN	ASSTS	OREBS	DREBS	TREBS	STLS	TIEUPS	DEFS	BLKS	CHRGs	TOVRS	PER	PER/MIN	+/-
24	Paul	00:14:50	0.00	0.00	1.00	1.00	3.00	0.00	0.00	0.00	0.00	1.00	4.00	0.27	-24.00





Team Name: team Xyz

Team Score: 4

Opponent Name: team2

Coach's ID:

Season Type:

Date: 10/18/2017 20:06:58

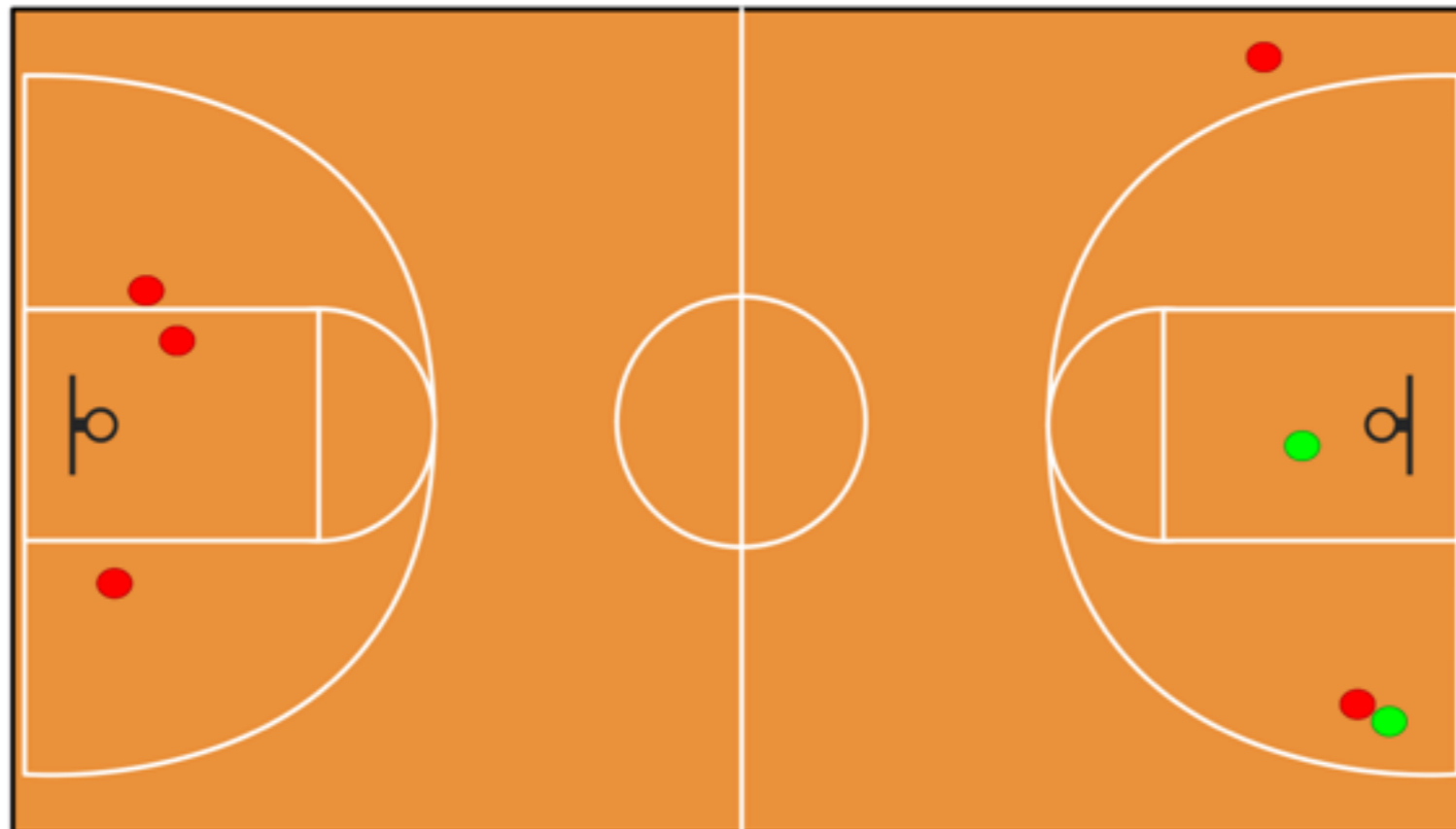
Opponent Score: 52

### SCORING STATS

#	PLAYER	FOULS	PTS	FTM	FTA	FT%	2FGM	2FGA	2FG%	3FGM	3FGA	3FG%	TFGM	TFGA	eFG%
11	Tyler	0.00	4.00	0.00	0.00	0.0%	2.00	6.00	33.3%	0.00	1.00	0.0%	2.00	7.00	28.6%

### NON-SCORING STATS

#	PLAYER	MIN	ASSTS	OREBS	DREBS	TREBS	STLS	TIEUPS	DEFS	BLKS	CHRGs	TOVRS	PER	PER/MIN	+/-
11	Tyler	00:14:57	2.00	0.00	0.00	0.00	0.00	0.00	0.00	0.00	0.00	0.00	1.00	0.07	-28.00



Team Name: team Xyz

Team Score: 4

Opponent Name: team2

Coach's ID:

Season Type:

Date: 10/18/2017 20:06:58

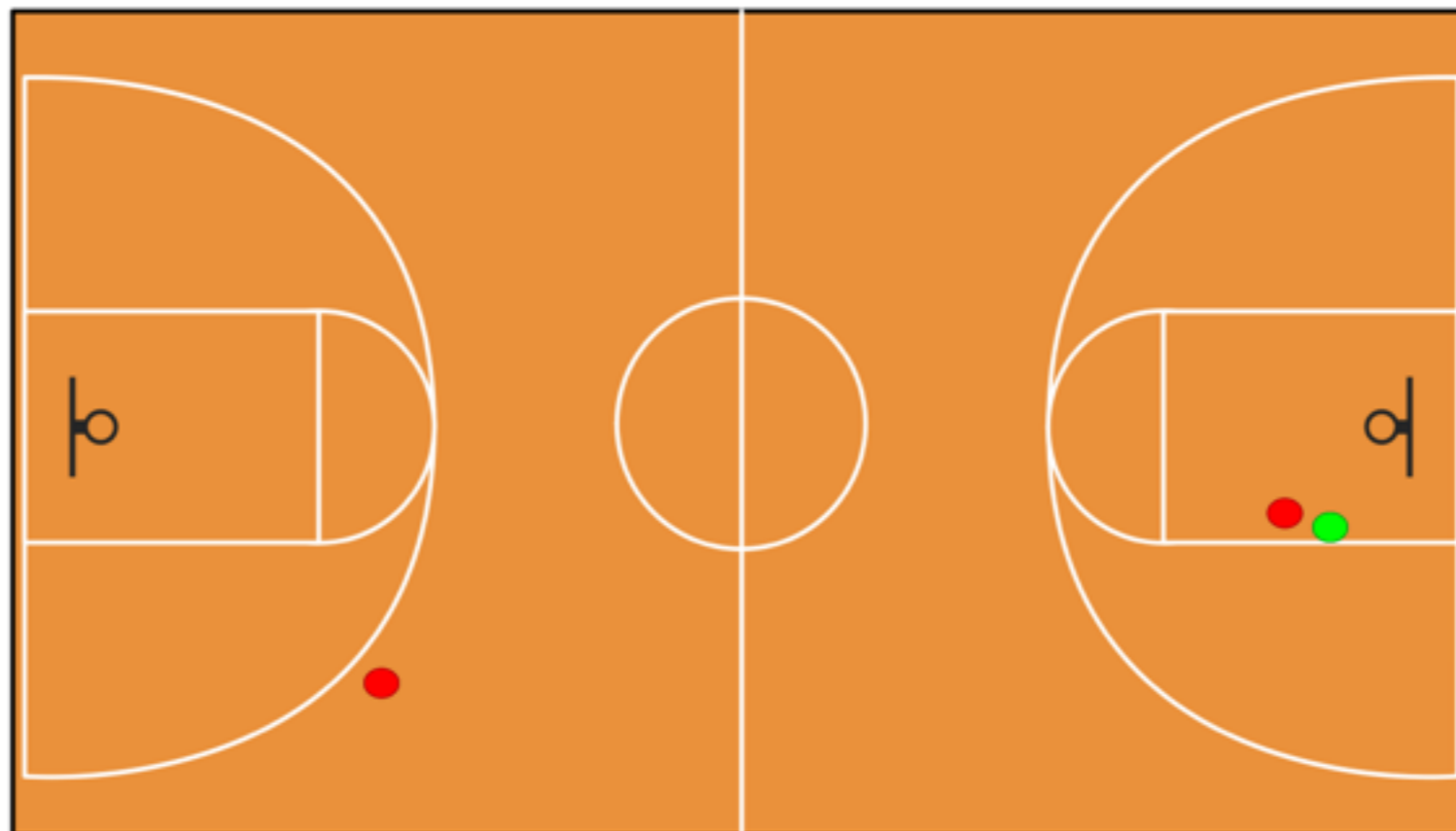
Opponent Score: 52

### SCORING STATS

#	PLAYER	FOULS	PTS	FTM	FTA	FT%	2FGM	2FGA	2FG%	3FGM	3FGA	3FG%	TFGM	TFGA	eFG%
23	aren	0.00	4.00	2.00	2.00	100.0%	1.00	2.00	50.0%	0.00	1.00	0.0%	1.00	3.00	33.3%

### NON-SCORING STATS

#	PLAYER	MIN	ASSTS	OREBS	DREBS	TREBS	STLS	TIEUPS	DEFS	BLKS	CHRGs	TOVRS	PER	PER/MIN	+/-
23	aren	00:14:50	0.00	1.00	0.00	1.00	0.00	0.00	0.00	1.00	0.00	1.00	2.00	0.13	-24.00



Team Name: team Xyz

Team Score: 4

Opponent Name: team2

Coach's ID:

Season Type:

Date: 10/18/2017 20:06:58

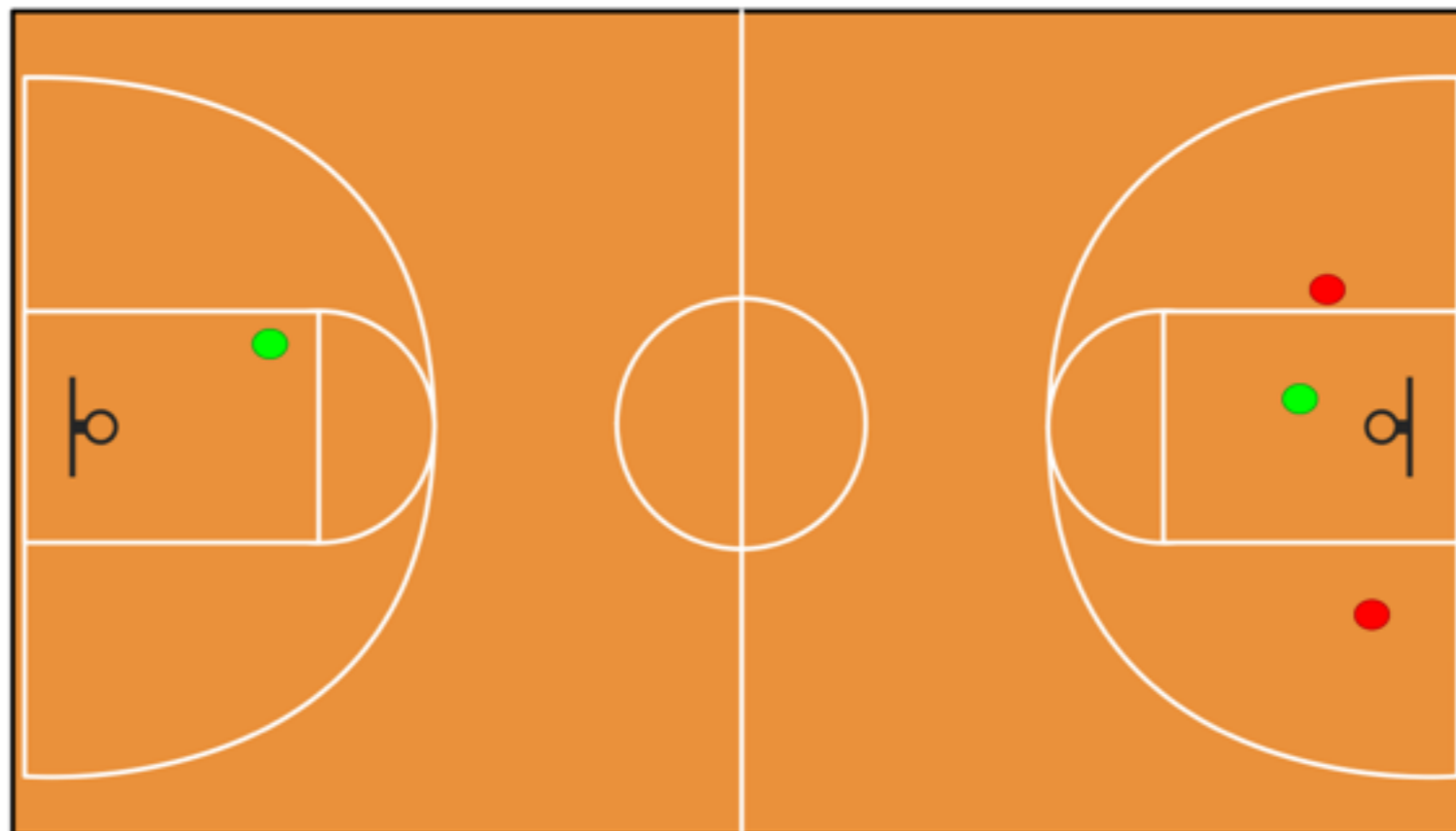
Opponent Score: 52

### SCORING STATS

#	PLAYER	FOULS	PTS	FTM	FTA	FT%	2FGM	2FGA	2FG%	3FGM	3FGA	3FG%	TFGM	TFGA	eFG%
25	diljot	0.00	4.00	0.00	0.00	0.0%	2.00	4.00	50.0%	0.00	0.00	0.0%	2.00	4.00	50.0%

### NON-SCORING STATS

#	PLAYER	MIN	ASSTS	OREBS	DREBS	TREBS	STLS	TIEUPS	DEFS	BLKS	CHRGs	TOVRS	PER	PER/MIN	+/-
25	diljot	00:14:57	0.00	0.00	2.00	2.00	0.00	0.00	0.00	0.00	0.00	0.00	4.00	0.27	-28.00



Team Name: team Xyz

Team Score: 11

Opponent Name: team2

Coach's ID:

Season Type:

Date: 10/18/2017 20:06:58

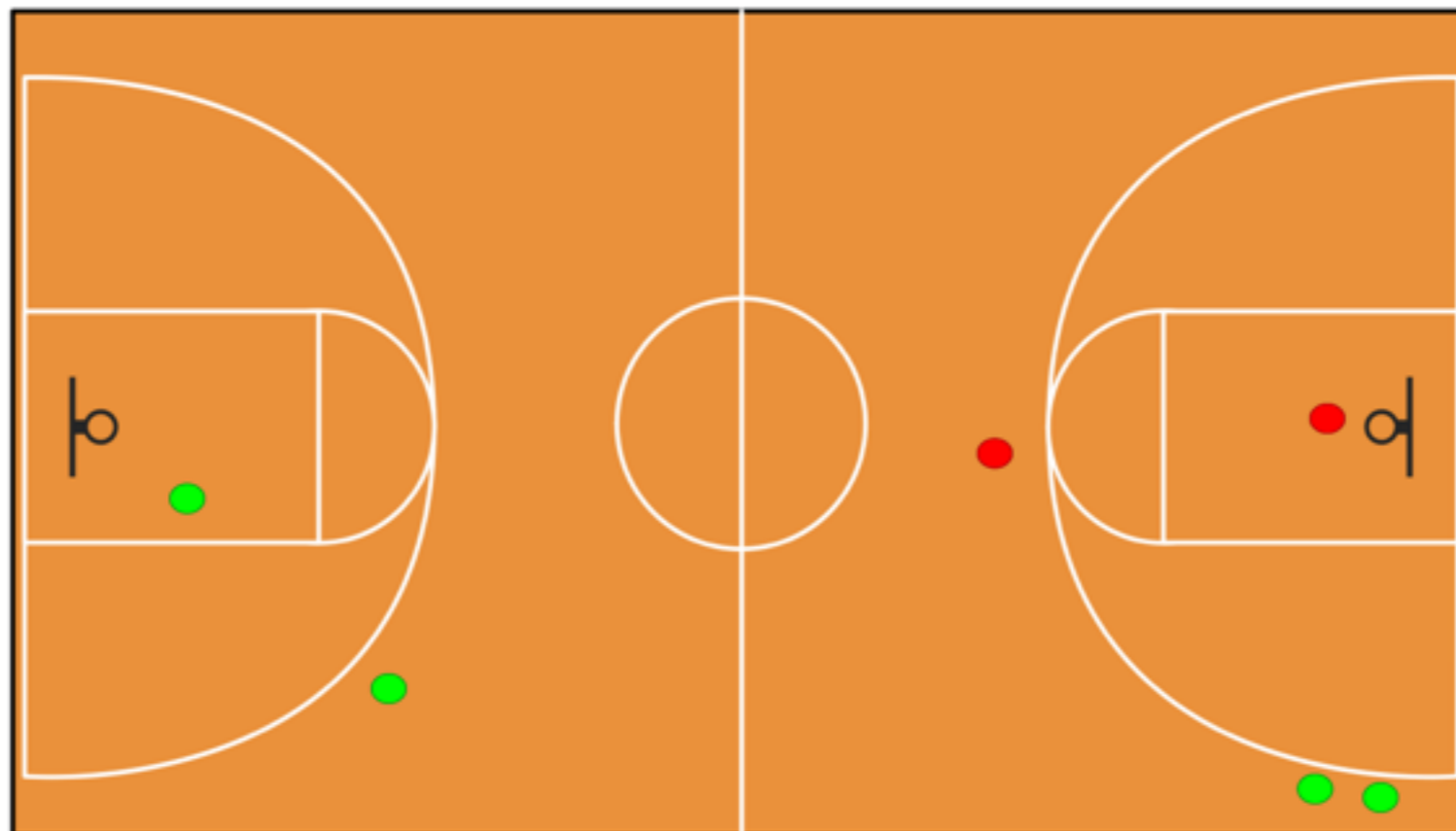
Opponent Score: 52

### SCORING STATS

#	PLAYER	FOULS	PTS	FTM	FTA	FT%	2FGM	2FGA	2FG%	3FGM	3FGA	3FG%	TFGM	TFGA	eFG%
230	mason	0.00	11.00	0.00	0.00	0.0%	1.00	2.00	50.0%	3.00	4.00	75.0%	4.00	6.00	91.7%

### NON-SCORING STATS

#	PLAYER	MIN	ASSTS	OREBS	DREBS	TREBS	STLS	TIEUPS	DEFS	BLKS	CHRGs	TOVRS	PER	PER/MIN	+/-
230	mason	00:14:57	0.00	3.00	5.00	8.00	0.00	0.00	0.00	0.00	0.00	3.00	11.00	0.74	-28.00



Team Name: team Xyz

Team Score: 7

Opponent Name: team2

Coach's ID:

Season Type:

Date: 10/18/2017 20:06:58

Opponent Score: 52

### SCORING STATS

#	PLAYER	FOULS	PTS	FTM	FTA	FT%	2FGM	2FGA	2FG%	3FGM	3FGA	3FG%	TFGM	TFGA	eFG%
18	molar	0.00	7.00	0.00	0.00	0.0%	2.00	3.00	66.7%	1.00	1.00	100.0%	3.00	4.00	87.5%

### NON-SCORING STATS

#	PLAYER	MIN	ASSTS	OREBS	DREBS	TREBS	STLS	TIEUPS	DEFS	BLKS	CHRGs	TOVRS	PER	PER/MIN	+/-
18	molar	00:14:50	0.00	0.00	0.00	0.00	2.00	0.00	0.00	0.00	0.00	3.00	2.00	0.13	-24.00

