

Team Name: TEAM 2
Team Score: 52
Opponent Name: Team 1
Coach's ID:

Season Type:
Date: 10/18/2017 20:0...
Opponent Score: 57

SCORING STATS

#	PLAYER	FOULS	PTS	FTM	FTA	FT%	2FGM	2FGA	2FG%	3FGM	3FGA	3FG%	TFGM	TFGA	eFG%
50	Anthony C...	0.00	0.00	0.00	0.00	0.0%	0.00	0.00	0.0%	0.00	0.00	0.0%	0.00	0.00	0%
26	Ben Aluyi	0.00	2.00	0.00	0.00	0.0%	1.00	2.00	50.0%	0.00	0.00	0.0%	1.00	2.00	50.0%
11	Dylan Tasci	0.00	4.00	0.00	0.00	0.0%	2.00	6.00	33.3%	0.00	0.00	0.0%	2.00	6.00	33.3%
5	Kevin uguz	0.00	0.00	0.00	0.00	0.0%	0.00	4.00	0.0%	0.00	0.00	0.0%	0.00	4.00	0%
0	Monzil Mo...	0.00	2.00	0.00	0.00	0.0%	1.00	6.00	16.7%	0.00	0.00	0.0%	1.00	6.00	16.7%
8	Ray Chen	0.00	0.00	0.00	0.00	0.0%	0.00	1.00	0.0%	0.00	1.00	0.0%	0.00	2.00	0%
11	Sean Cald...	0.00	0.00	0.00	0.00	0.0%	0.00	0.00	0.0%	0.00	0.00	0.0%	0.00	0.00	0%
10	brandon F...	0.00	23.00	1.00	4.00	25.0%	8.00	12.00	66.7%	2.00	4.00	50.0%	10.00	16.00	68.8%
7	extra	0.00	0.00	0.00	0.00	0.0%	0.00	0.00	0.0%	0.00	0.00	0.0%	0.00	0.00	0%
39	nick perez	0.00	21.00	1.00	2.00	50.0%	10.00	15.00	66.7%	0.00	0.00	0.0%	10.00	15.00	66.7%
	Total	0.00	52.00	2.00	6.00	33.3%	22.00	46.00	47.8%	2.00	5.00	40.0%	24.00	51.00	49.0%

Team Name: TEAM 2
Team Score: 52
Opponent Name: Team 1
Coach's ID:

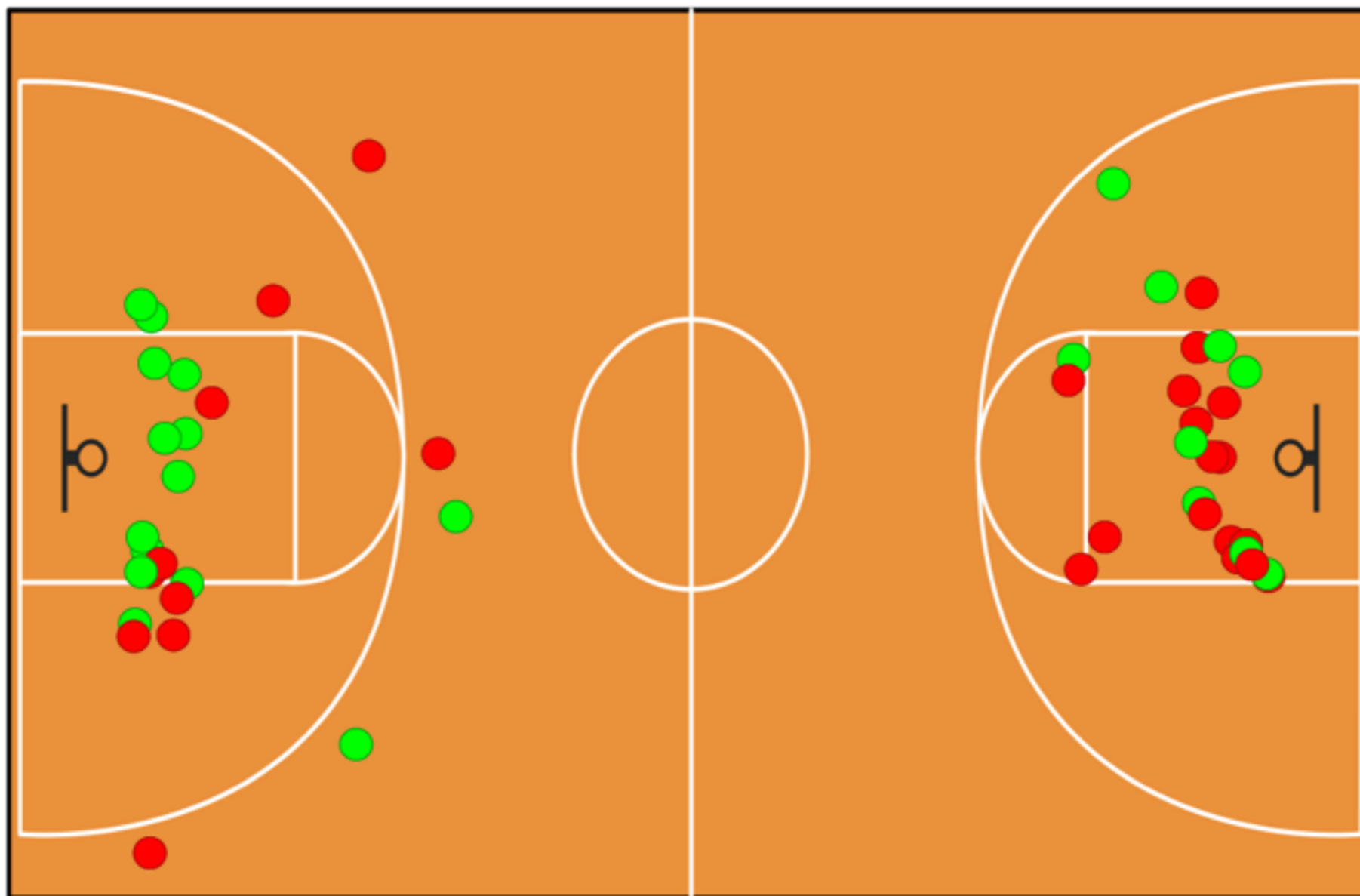
Season Type:
Date: 10/18/2017 20:0...
Opponent Score: 57

NON-SCORING STATS

#	PLAYER	MIN	ASSTS	OREBS	DREBS	TREBS	STLS	TIEUPS	DEFS	BLKS	CHRG	TOVRS	PER	PER/MIN	+/-
50	Anthony Chali...	00:00:00	0.00	0.00	0.00	0.00	0.00	0.00	0.00	0.00	0.00	0.00	0.00	0.00	-57.00
26	Ben Aluyi	00:35:17	1.00	2.00	1.00	3.00	0.00	0.00	2.00	1.00	0.00	3.00	2.00	0.06	-20.00
11	Dylan Tasci	00:53:14	0.00	1.00	2.00	3.00	0.00	0.00	1.00	0.00	0.00	0.00	4.00	0.08	-22.00
5	Kevin uguz	00:48:31	0.00	0.00	2.00	2.00	1.00	0.00	0.00	0.00	0.00	3.00	-7.00	-0.14	-32.00
0	Monzil Mohsin	00:54:01	3.00	0.00	2.00	2.00	2.00	0.00	0.00	0.00	0.00	4.00	-4.00	-0.07	-30.00
8	Ray Chen	00:44:28	3.00	0.00	0.00	0.00	0.00	0.00	0.00	0.00	0.00	1.00	-1.00	-0.02	-25.00
11	Sean Caldoza	00:00:00	0.00	0.00	0.00	0.00	0.00	0.00	0.00	0.00	0.00	0.00	0.00	0.00	-57.00
10	brandon Flores	00:48:44	5.00	0.00	4.00	4.00	2.00	0.00	1.00	0.00	0.00	1.00	24.00	0.49	-5.00
7	extra	00:00:00	0.00	0.00	0.00	0.00	0.00	0.00	0.00	0.00	0.00	0.00	0.00	0.00	-57.00
39	nick perez	00:59:24	1.00	0.00	4.00	4.00	2.00	0.00	0.00	0.00	0.00	1.00	20.00	0.34	-5.00
	Total		13.00	3.00	15.00	18.00	7.00	0.00	4.00	1.00	0.00	13.00	38.00	0.74	

Team Name: TEAM 2
Team Score: 52
Opponent Name: Team 1
Coach's ID:

Season Type:
Date: 10/18/2017 20:0...
Opponent Score: 57



FG% = 24.0/50.0 (48.00%)

Team Name: TEAM 2
Team Score: 52
Opponent Name: Team 1
Coach's ID:

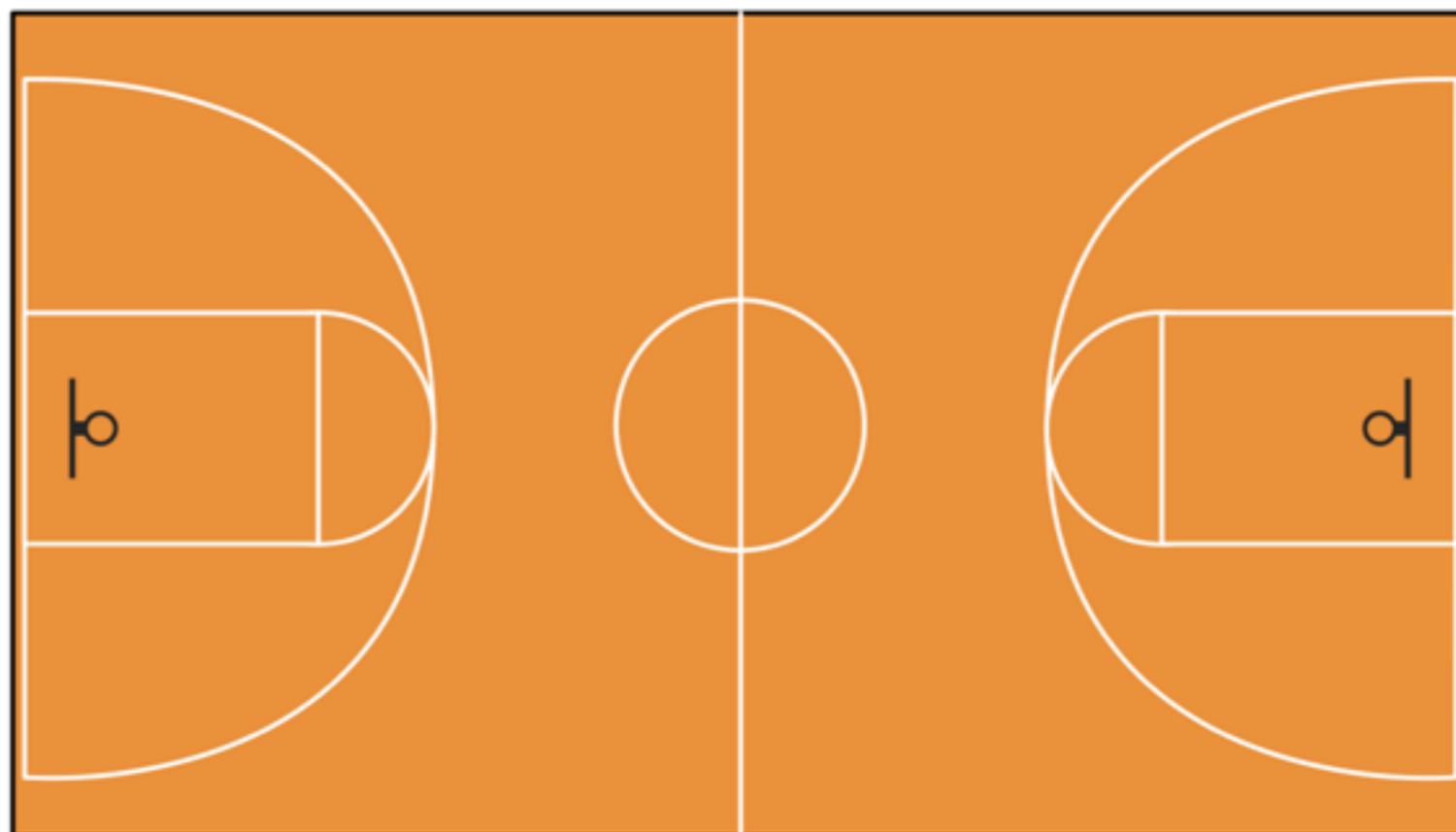
Season Type:
Date: 10/18/2017 20:0...
Opponent Score: 57

SCORING STATS

#	PLAYER	FOULS	PTS	FTM	FTA	FT%	2FGM	2FGA	2FG%	3FGM	3FGA	3FG%	TFGM	TFGA	eFG%
50	Anthony C...	0.00	0.00	0.00	0.00	0.0%	0.00	0.00	0.0%	0.00	0.00	0.0%	0.00	0.00	0%

NON-SCORING STATS

#	PLAYER	MIN	ASSTS	OREBS	DREBS	TREBS	STLS	TIEUPS	DEFS	BLKS	CHRG	TOVRS	PER	PER/MIN	+/-
50	Anthony Chali...	00:00:00	0.00	0.00	0.00	0.00	0.00	0.00	0.00	0.00	0.00	0.00	0.00	0.00	-57.00



Team Name: TEAM 2
Team Score: 52
Opponent Name: Team 1
Coach's ID:

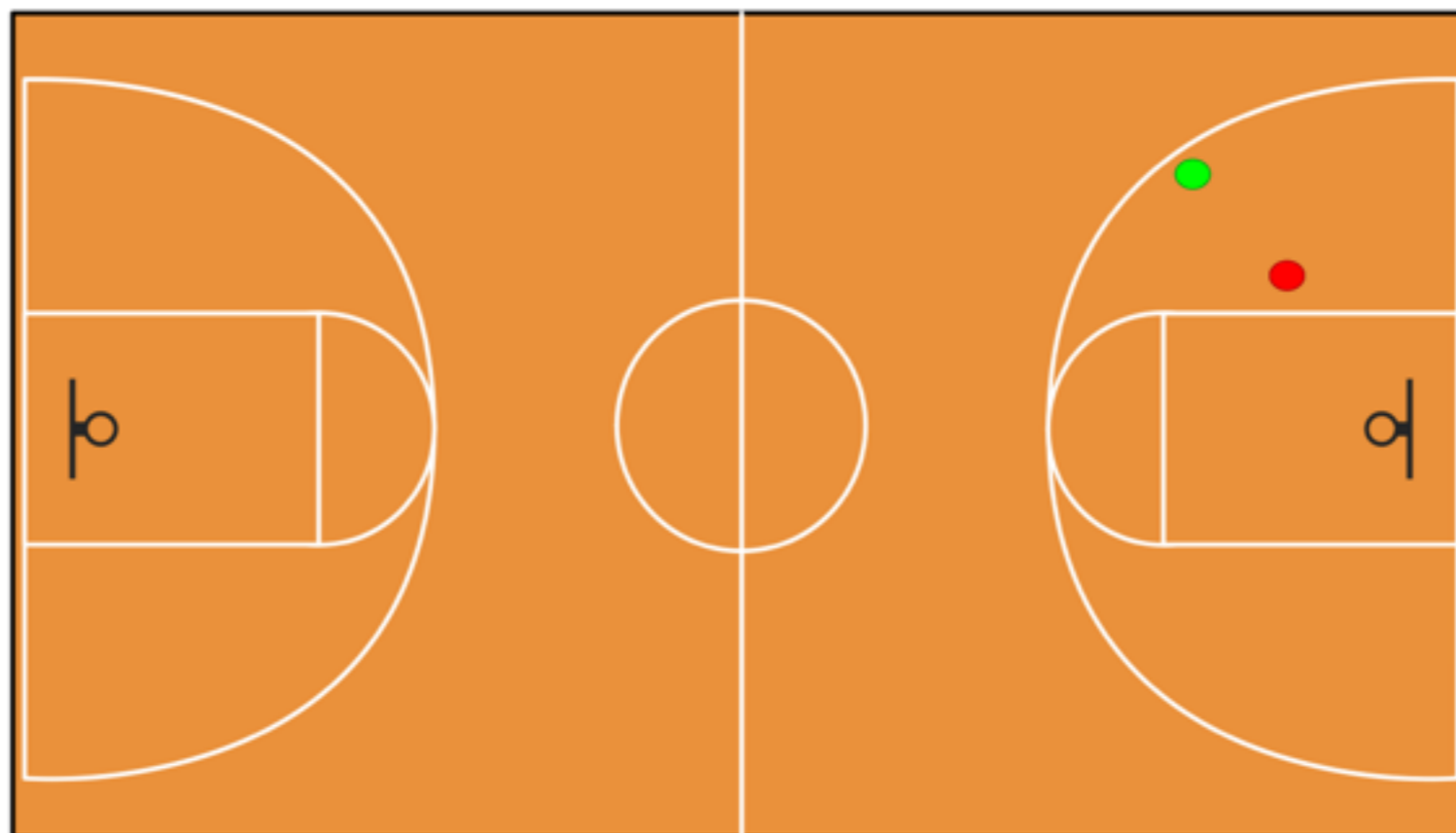
Season Type:
Date: 10/18/2017 20:0...
Opponent Score: 57

SCORING STATS

#	PLAYER	FOULS	PTS	FTM	FTA	FT%	2FGM	2FGA	2FG%	3FGM	3FGA	3FG%	TFGM	TFGA	eFG%
26	Ben Aluyi	0.00	2.00	0.00	0.00	0.0%	1.00	2.00	50.0%	0.00	0.00	0.0%	1.00	2.00	50.0%

NON-SCORING STATS

#	PLAYER	MIN	ASSTS	OREBS	DREBS	TREBS	STLS	TIEUPS	DEFS	BLKS	CHRG	TOVRS	PER	PER/MIN	+/-
26	Ben Aluyi	00:35:17	1.00	2.00	1.00	3.00	0.00	0.00	2.00	1.00	0.00	3.00	2.00	0.06	-20.00



Team Name: TEAM 2
Team Score: 52
Opponent Name: Team 1
Coach's ID:

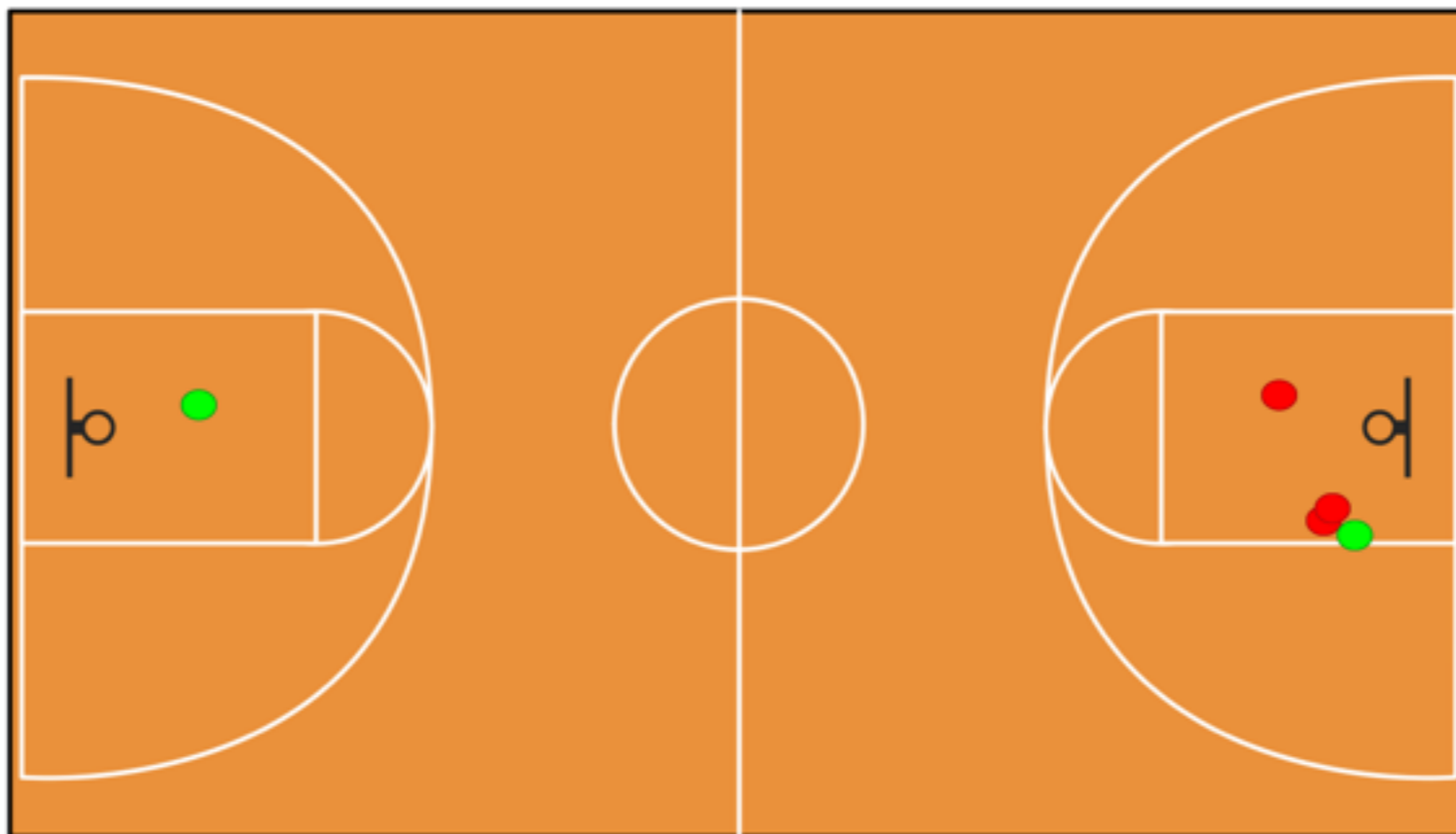
Season Type:
Date: 10/18/2017 20:0...
Opponent Score: 57

SCORING STATS

#	PLAYER	FOULS	PTS	FTM	FTA	FT%	2FGM	2FGA	2FG%	3FGM	3FGA	3FG%	TFGM	TFGA	eFG%
11	Dylan Tasci	0.00	4.00	0.00	0.00	0.0%	2.00	6.00	33.3%	0.00	0.00	0.0%	2.00	6.00	33.3%

NON-SCORING STATS

#	PLAYER	MIN	ASSTS	OREBS	DREBS	TREBS	STLS	TIEUPS	DEFS	BLKS	CHRGs	TOVRS	PER	PER/MIN	+/-
11	Dylan Tasci	00:53:14	0.00	1.00	2.00	3.00	0.00	0.00	1.00	0.00	0.00	0.00	4.00	0.08	-22.00



Team Name: TEAM 2
Team Score: 52
Opponent Name: Team 1
Coach's ID:

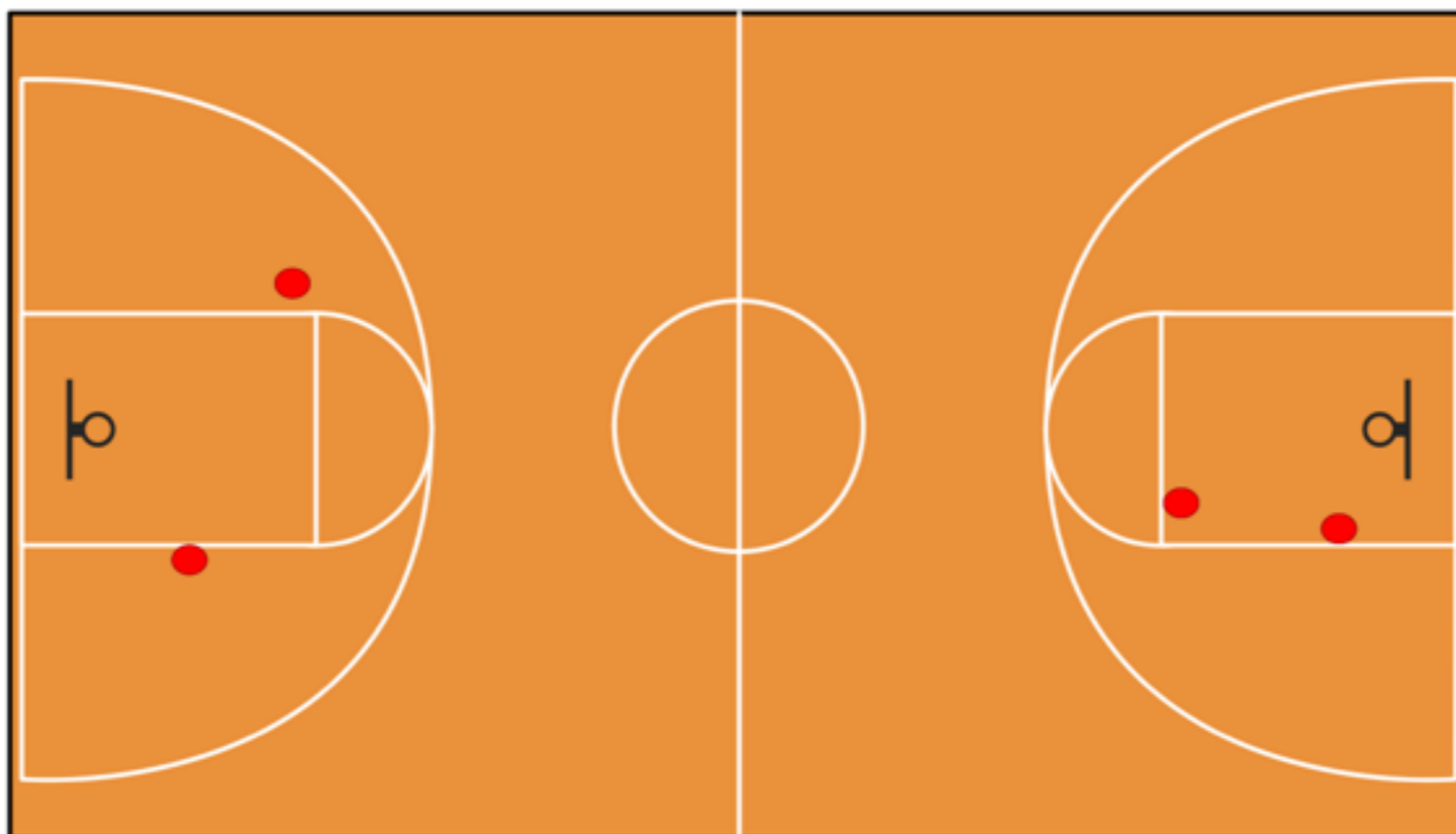
Season Type:
Date: 10/18/2017 20:0...
Opponent Score: 57

SCORING STATS

#	PLAYER	FOULS	PTS	FTM	FTA	FT%	2FGM	2FGA	2FG%	3FGM	3FGA	3FG%	TFGM	TFGA	eFG%
5	Kevin uguz	0.00	0.00	0.00	0.00	0.0%	0.00	4.00	0.0%	0.00	0.00	0.0%	0.00	4.00	0%

NON-SCORING STATS

#	PLAYER	MIN	ASSTS	OREBS	DREBS	TREBS	STLS	TIEUPS	DEFS	BLKS	CHRG	TOVRS	PER	PER/MIN	+/-
5	Kevin uguz	00:48:31	0.00	0.00	2.00	2.00	1.00	0.00	0.00	0.00	0.00	3.00	-7.00	-0.14	-32.00



Team Name: TEAM 2
Team Score: 52
Opponent Name: Team 1
Coach's ID:

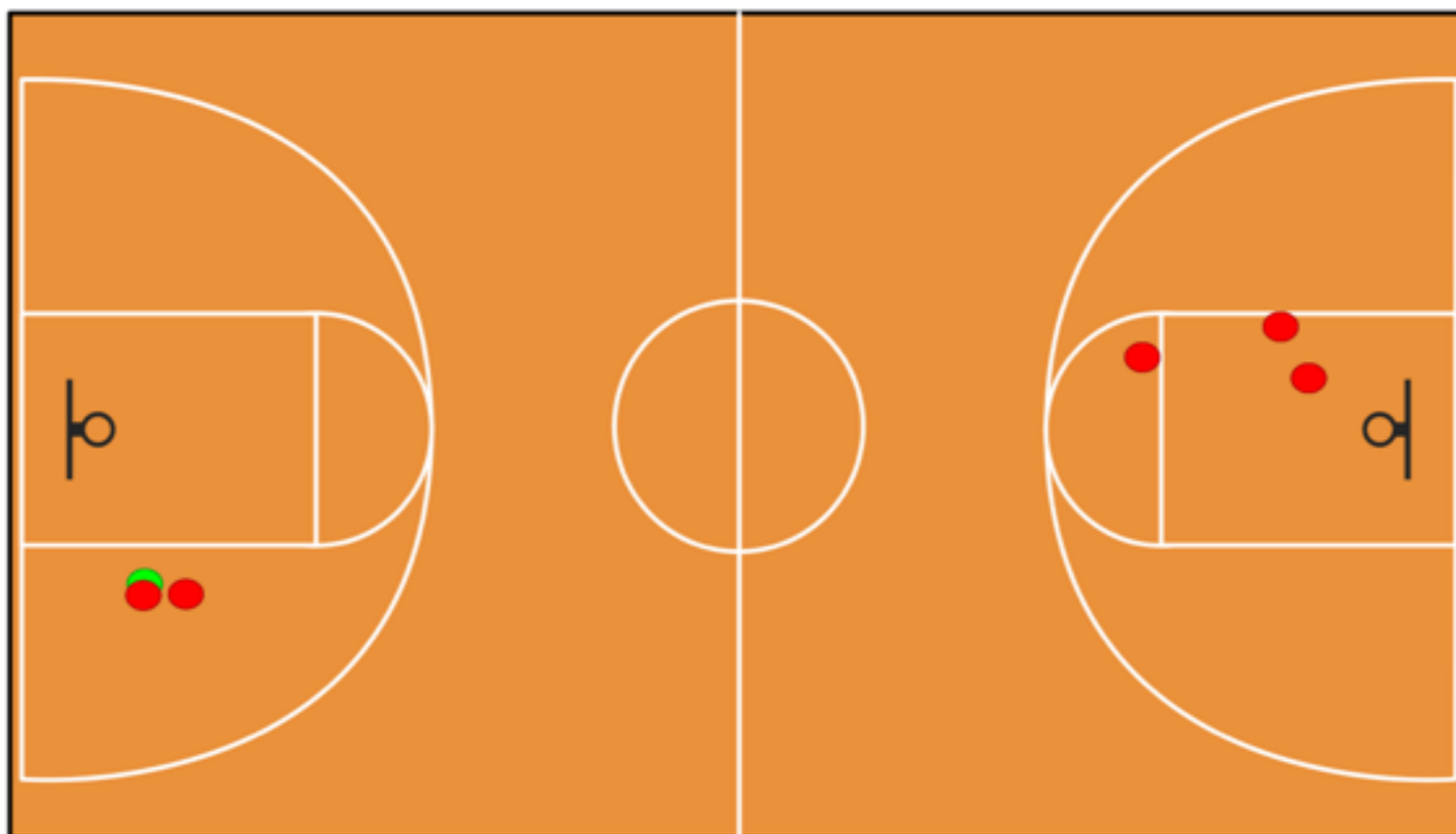
Season Type:
Date: 10/18/2017 20:0...
Opponent Score: 57

SCORING STATS

#	PLAYER	FOULS	PTS	FTM	FTA	FT%	2FGM	2FGA	2FG%	3FGM	3FGA	3FG%	TFGM	TFGA	eFG%
0	Monzil Mo...	0.00	2.00	0.00	0.00	0.0%	1.00	6.00	16.7%	0.00	0.00	0.0%	1.00	6.00	16.7%

NON-SCORING STATS

#	PLAYER	MIN	ASSTS	OREBS	DREBS	TREBS	STLS	TIEUPS	DEFS	BLKS	CHRG	TOVRS	PER	PER/MIN	+/-
0	Monzil Mohsin	00:54:01	3.00	0.00	2.00	2.00	2.00	0.00	0.00	0.00	0.00	4.00	-4.00	-0.07	-30.00



Team Name: TEAM 2
Team Score: 52
Opponent Name: Team 1
Coach's ID:

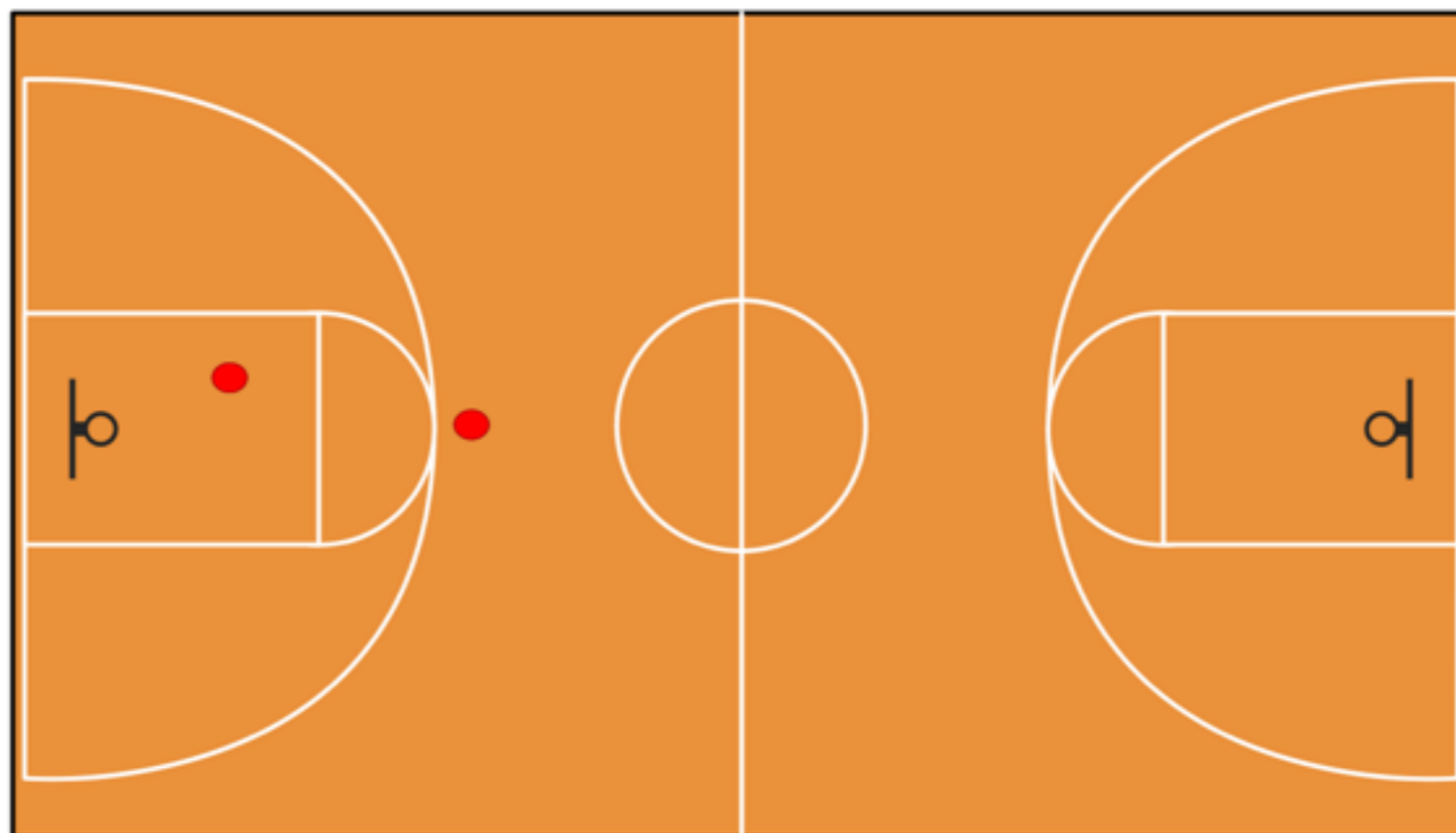
Season Type:
Date: 10/18/2017 20:0...
Opponent Score: 57

SCORING STATS

#	PLAYER	FOULS	PTS	FTM	FTA	FT%	2FGM	2FGA	2FG%	3FGM	3FGA	3FG%	TFGM	TFGA	eFG%
8	Ray Chen	0.00	0.00	0.00	0.00	0.0%	0.00	1.00	0.0%	0.00	1.00	0.0%	0.00	2.00	0%

NON-SCORING STATS

#	PLAYER	MIN	ASSTS	OREBS	DREBS	TREBS	STLS	TIEUPS	DEFS	BLKS	CHRGs	TOVRS	PER	PER/MIN	+/-
8	Ray Chen	00:44:28	3.00	0.00	0.00	0.00	0.00	0.00	0.00	0.00	0.00	1.00	-1.00	-0.02	-25.00



Team Name: TEAM 2
Team Score: 52
Opponent Name: Team 1
Coach's ID:

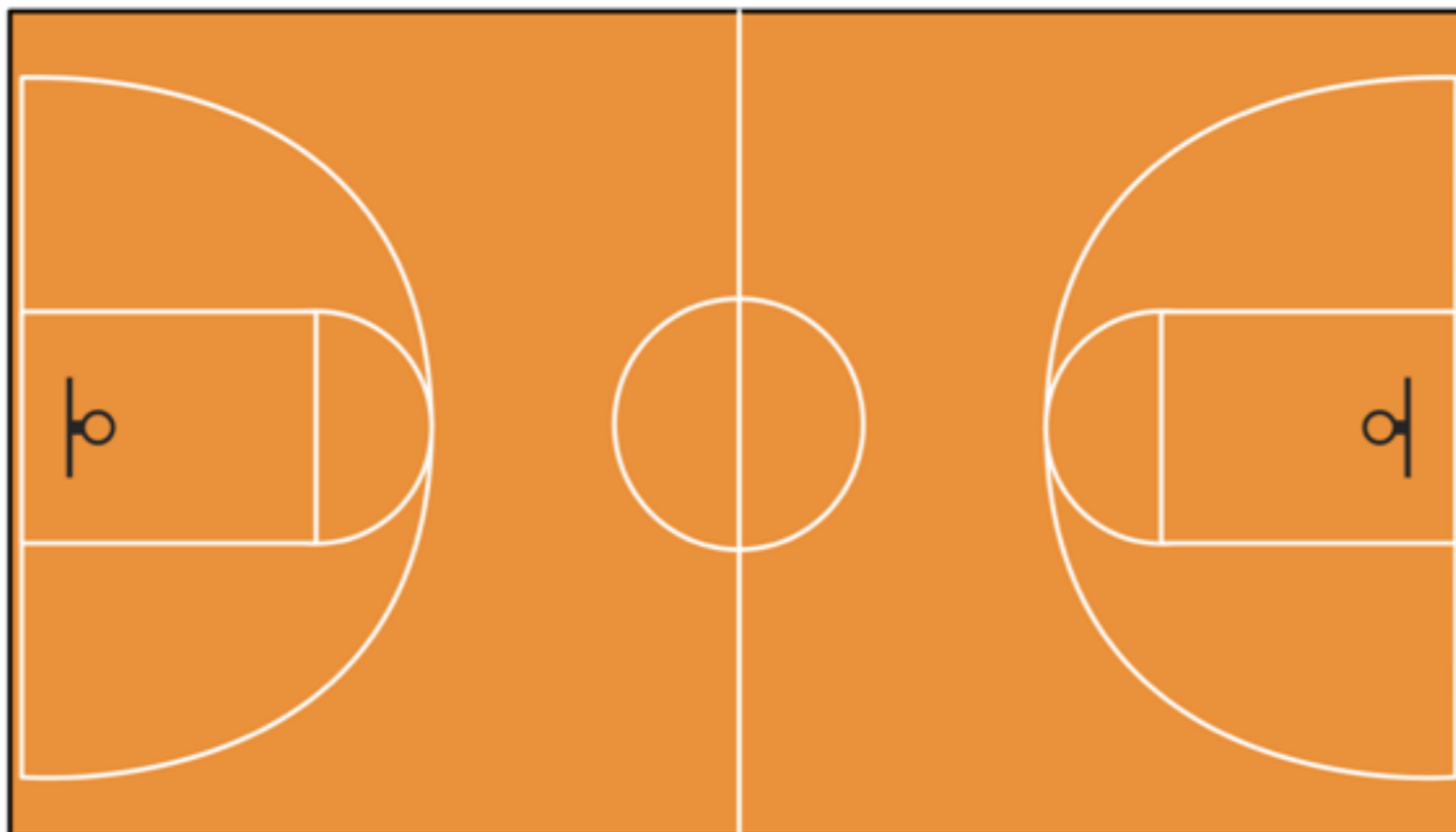
Season Type:
Date: 10/18/2017 20:0...
Opponent Score: 57

SCORING STATS

#	PLAYER	FOULS	PTS	FTM	FTA	FT%	2FGM	2FGA	2FG%	3FGM	3FGA	3FG%	TFGM	TFGA	eFG%
11	Sean Cald...	0.00	0.00	0.00	0.00	0.0%	0.00	0.00	0.0%	0.00	0.00	0.0%	0.00	0.00	0%

NON-SCORING STATS

#	PLAYER	MIN	ASSTS	OREBS	DREBS	TREBS	STLS	TIEUPS	DEFS	BLKS	CHRGs	TOVRS	PER	PER/MIN	+/-
11	Sean Caldoza	00:00:00	0.00	0.00	0.00	0.00	0.00	0.00	0.00	0.00	0.00	0.00	0.00	0.00	-57.00



Team Name: TEAM 2
Team Score: 52
Opponent Name: Team 1
Coach's ID:

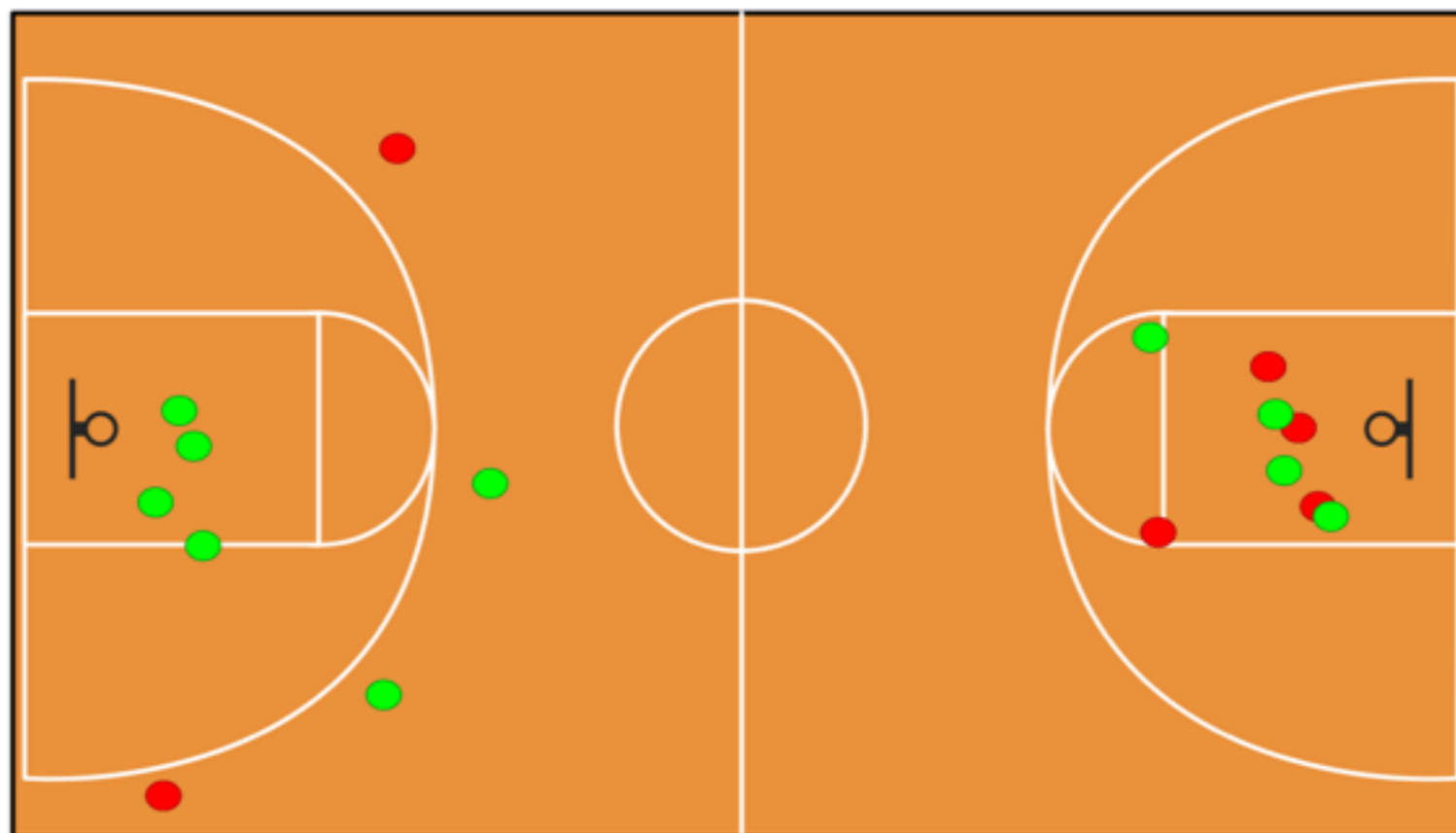
Season Type:
Date: 10/18/2017 20:0...
Opponent Score: 57

SCORING STATS

#	PLAYER	FOULS	PTS	FTM	FTA	FT%	2FGM	2FGA	2FG%	3FGM	3FGA	3FG%	TFGM	TFGA	eFG%
10	brandon F...	0.00	23.00	1.00	4.00	25.0%	8.00	12.00	66.7%	2.00	4.00	50.0%	10.00	16.00	68.8%

NON-SCORING STATS

#	PLAYER	MIN	ASSTS	OREBS	DREBS	TREBS	STLS	TIEUPS	DEFS	BLKS	CHRG	TOVRS	PER	PER/MIN	+/-
10	brandon Flores	00:48:44	5.00	0.00	4.00	4.00	2.00	0.00	1.00	0.00	0.00	1.00	24.00	0.49	-5.00



Team Name: TEAM 2
Team Score: 52
Opponent Name: Team 1
Coach's ID:

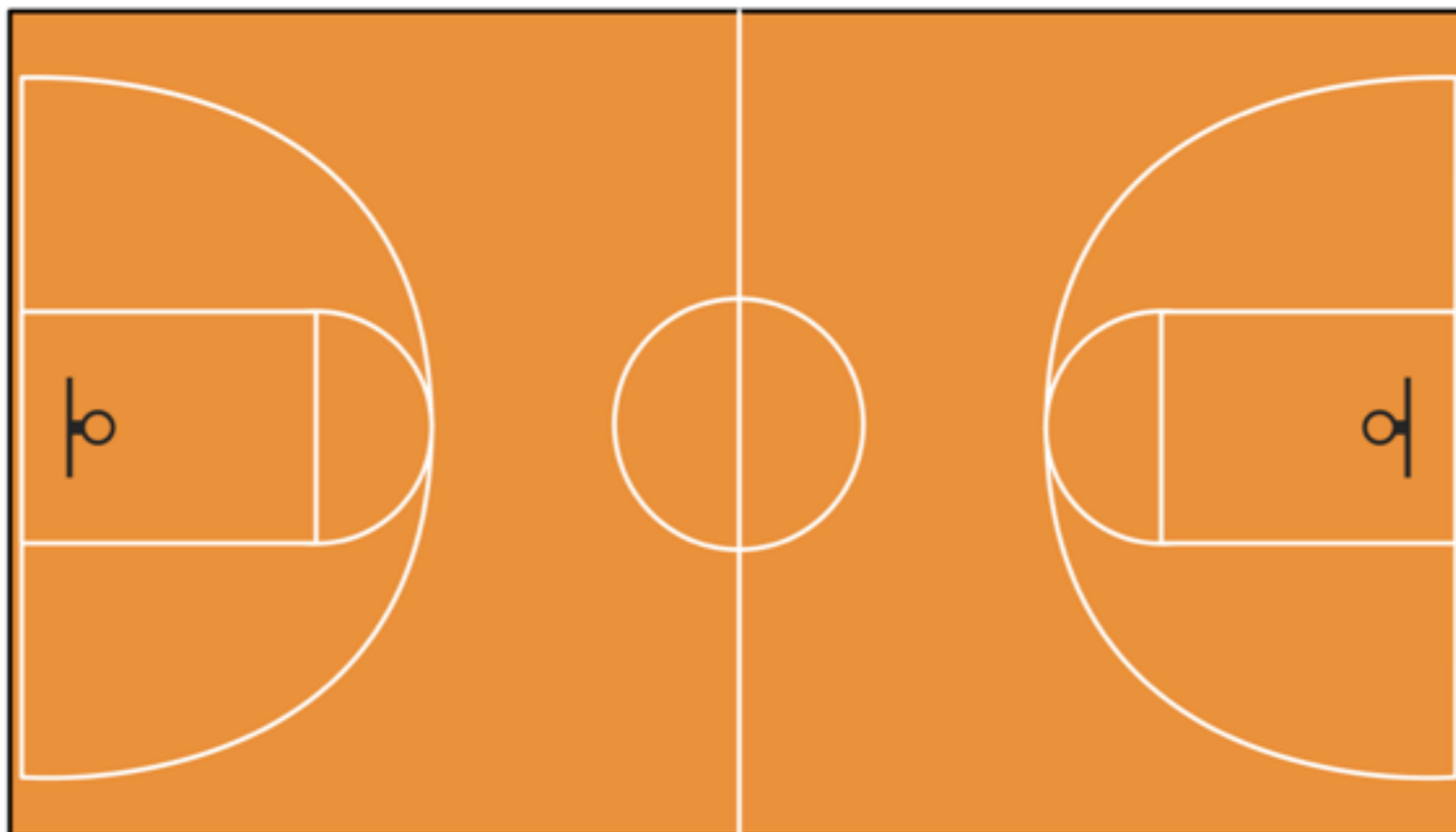
Season Type:
Date: 10/18/2017 20:0...
Opponent Score: 57

SCORING STATS

#	PLAYER	FOULS	PTS	FTM	FTA	FT%	2FGM	2FGA	2FG%	3FGM	3FGA	3FG%	TFGM	TFGA	eFG%
7	extra	0.00	0.00	0.00	0.00	0.0%	0.00	0.00	0.0%	0.00	0.00	0.0%	0.00	0.00	0%

NON-SCORING STATS

#	PLAYER	MIN	ASSTS	OREBS	DREBS	TREBS	STLS	TIEUPS	DEFS	BLKS	CHRGs	TOVRS	PER	PER/MIN	+/-
7	extra	00:00:00	0.00	0.00	0.00	0.00	0.00	0.00	0.00	0.00	0.00	0.00	0.00	0.00	-57.00



Team Name: TEAM 2
Team Score: 52
Opponent Name: Team 1
Coach's ID:

Season Type:
Date: 10/18/2017 20:0...
Opponent Score: 57

SCORING STATS

#	PLAYER	FOULS	PTS	FTM	FTA	FT%	2FGM	2FGA	2FG%	3FGM	3FGA	3FG%	TFGM	TFGA	eFG%
39	nick perez	0.00	21.00	1.00	2.00	50.0%	10.00	15.00	66.7%	0.00	0.00	0.0%	10.00	15.00	66.7%

NON-SCORING STATS

#	PLAYER	MIN	ASSTS	OREBS	DREBS	TREBS	STLS	TIEUPS	DEFS	BLKS	CHRGs	TOVRS	PER	PER/MIN	+/-
39	nick perez	00:59:24	1.00	0.00	4.00	4.00	2.00	0.00	0.00	0.00	0.00	1.00	20.00	0.34	-5.00

