

Team Name: Team 1
Team Score: 58
Opponent Name: team 2
Coach's ID:

Season Type:
Date: 07/22/2018 19:04:13
Opponent Score: 55

SCORING STATS

#	PLAYER	FOULS	PTS	FTM	FTA	FT%	2FGM	2FGA	2FG%	3FGM	3FGA	3FG%	TFGM	TFGA	eFG%
99	Ashton...	0.0	8.0	0.0	0.0	0.0%	1.0	2.0	50.0%	2.0	3.0	66.7%	3.0	5.0	80.0%
5	Chris H...	0.0	0.0	0.0	0.0	0.0%	0.0	0.0	0.0%	0.0	0.0	0.0%	0.0	0.0	0%
11	Darren	0.0	3.0	0.0	0.0	0.0%	0.0	1.0	0.0%	1.0	4.0	25.0%	1.0	5.0	30.0%
32	Jacob...	0.0	6.0	0.0	0.0	0.0%	3.0	4.0	75.0%	0.0	3.0	0.0%	3.0	7.0	42.9%
8	Jason	0.0	6.0	1.0	2.0	50.0%	1.0	5.0	20.0%	1.0	2.0	50.0%	2.0	7.0	35.7%
33	Liam	0.0	8.0	1.0	1.0	100.0%	2.0	6.0	33.3%	1.0	6.0	16.7%	3.0	12.0	29.2%
88	Marcus	0.0	5.0	1.0	5.0	20.0%	2.0	2.0	100.0%	0.0	0.0	0.0%	2.0	2.0	100.0%
0	Monzil	0.0	5.0	0.0	0.0	0.0%	1.0	2.0	50.0%	1.0	2.0	50.0%	2.0	4.0	62.5%
24	jorge	0.0	13.0	3.0	3.0	100.0%	5.0	5.0	100.0%	0.0	2.0	0.0%	5.0	7.0	71.4%
14	shalind...	0.0	4.0	0.0	0.0	0.0%	2.0	3.0	66.7%	0.0	3.0	0.0%	2.0	6.0	33.3%
	Total	0.0	58.0	6.0	11.0	54.5%	17.0	30.0	56.7%	6.0	25.0	24.0%	23.0	55.0	47.3%

Team Name: Team 1
Team Score: 58
Opponent Name: team 2
Coach's ID:

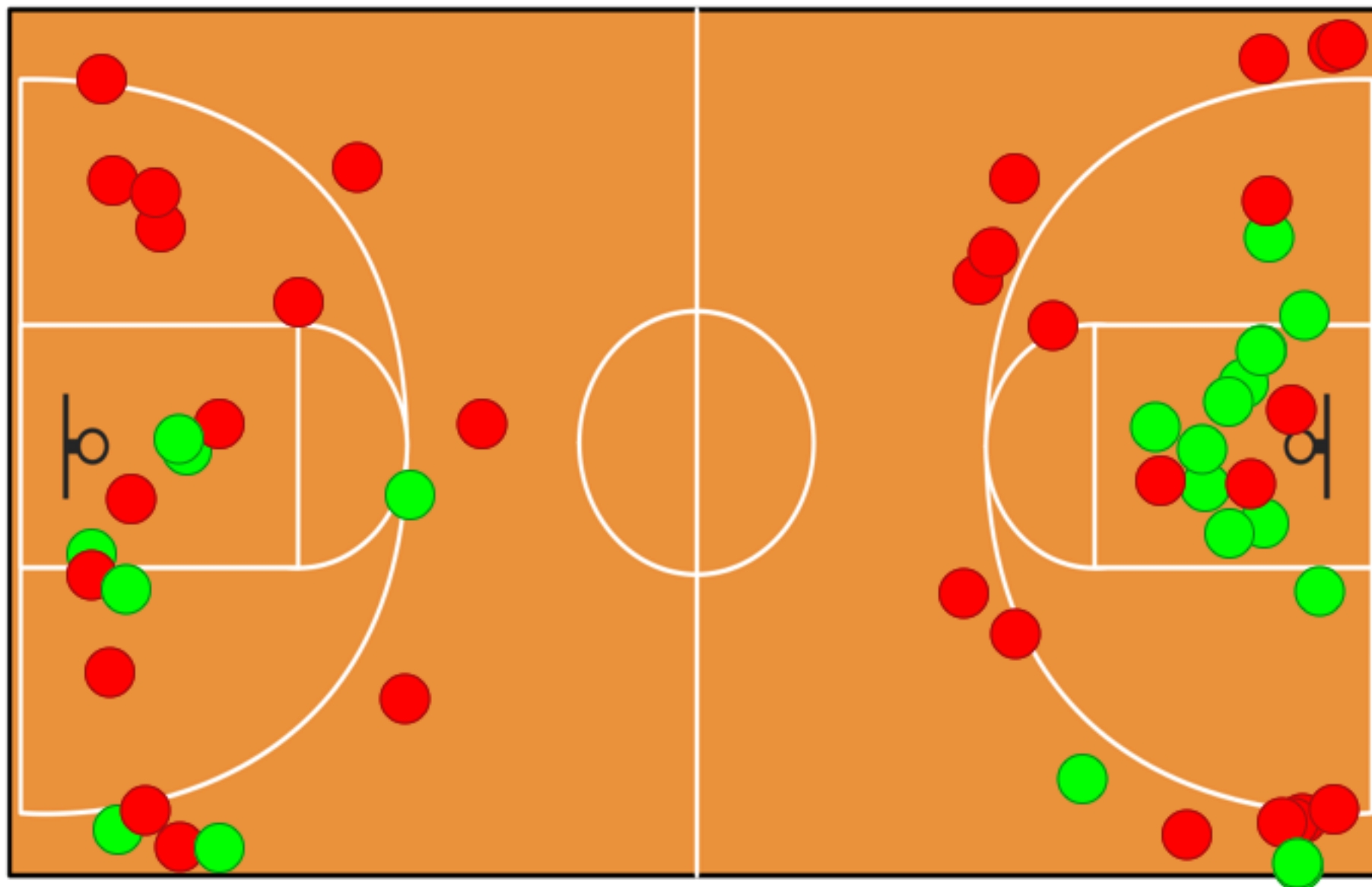
Season Type:
Date: 07/22/2018 19:04:13
Opponent Score: 55

NON-SCORING STATS

#	PLAYER	MIN	ASSTS	OREBS	DREBS	TREBS	STLS	TIEUPS	DEFS	BLKS	CHRGs	TOVRS	PER	PER/MIN	+/-
99	Ashton Ec...	00:22:38	1.0	3.0	1.0	4.0	0.0	0.0	1.0	0.0	0.0	1.0	10.0	0.4	10.0
5	Chris How...	00:00:00	0.0	0.0	0.0	0.0	0.0	0.0	0.0	0.0	0.0	0.0	0.0	0.0	0.0
11	Darren	00:18:45	1.0	1.0	0.0	1.0	3.0	0.0	0.0	0.0	0.0	4.0	-4.0	-0.2	-5.0
32	Jacob Do...	00:17:57	2.0	-1.0	2.0	1.0	1.0	1.0	1.0	0.0	0.0	0.0	8.0	0.4	6.0
8	Jason	00:29:28	3.0	0.0	3.0	3.0	4.0	0.0	1.0	0.0	0.0	1.0	9.0	0.3	15.0
33	Liam	00:22:31	0.0	3.0	2.0	5.0	2.0	0.0	0.0	0.0	0.0	3.0	0.0	0.0	-12.0
88	Marcus	00:22:04	1.0	0.0	2.0	2.0	1.0	0.0	2.0	0.0	0.0	1.0	5.0	0.2	-3.0
0	Monzil	00:17:55	1.0	2.0	1.0	3.0	0.0	0.0	0.0	0.0	0.0	4.0	-1.0	-0.1	6.0
24	jorge	00:30:46	1.0	4.0	7.0	11.0	3.0	0.0	0.0	1.0	0.0	0.0	27.0	0.9	3.0
14	shalindee...	00:17:56	2.0	0.0	2.0	2.0	1.0	0.0	0.0	1.0	0.0	1.0	4.0	0.2	-5.0
	Total		12.0	12.0	20.0	32.0	15.0	1.0	5.0	2.0	0.0	15.0	58.0	2.3	

Team Name: Team 1
Team Score: 58
Opponent Name: team 2
Coach's ID:

Season Type:
Date: 07/22/2018 19:04:13
Opponent Score: 55



FG% = 22.0/54.0 (40.74%)

Team Name: Team 1
Team Score: 8
Opponent Name: team 2
Coach's ID:

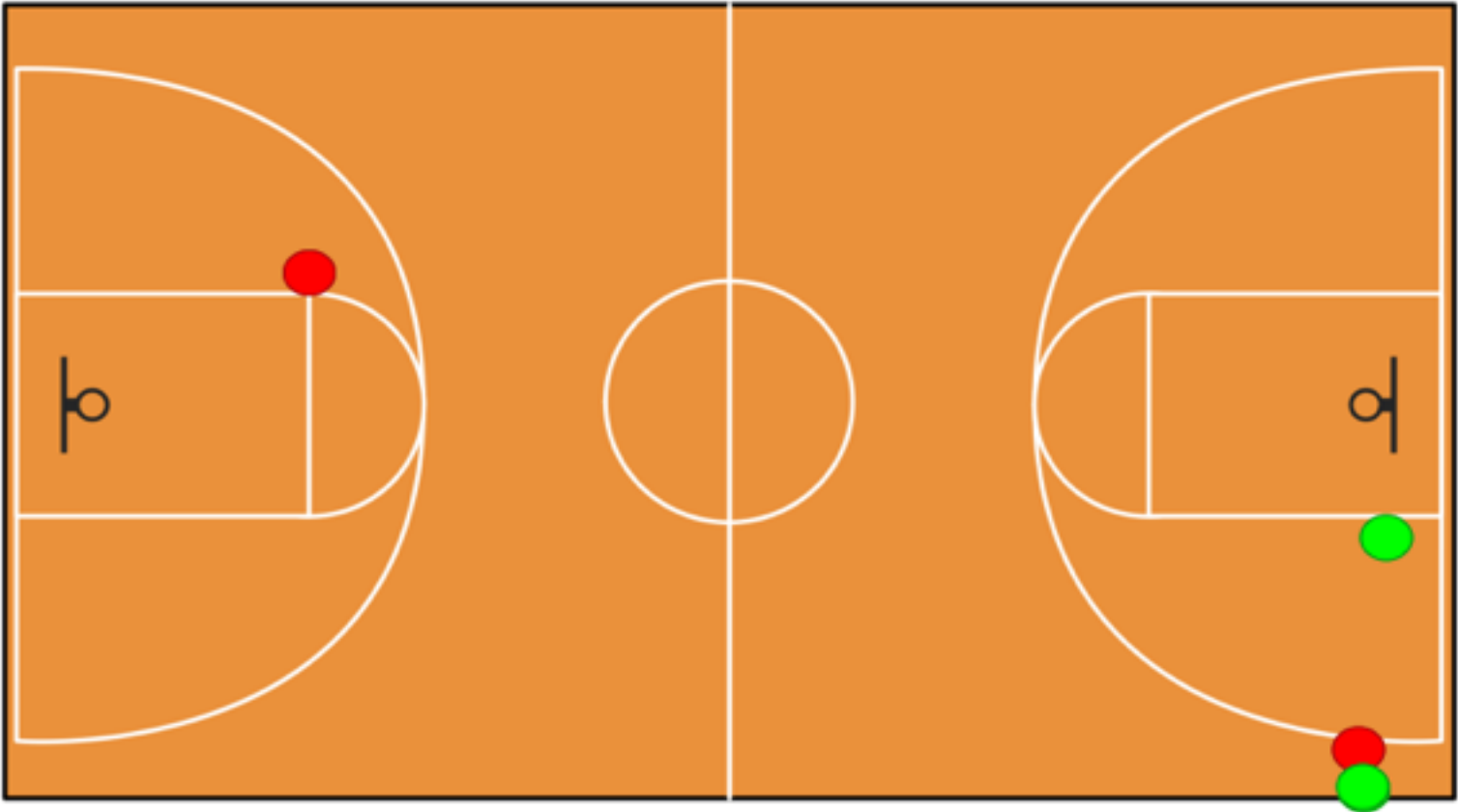
Season Type:
Date: 07/22/2018 19:04:13
Opponent Score: 55

SCORING STATS

#	PLAYER	FOULS	PTS	FTM	FTA	FT%	2FGM	2FGA	2FG%	3FGM	3FGA	3FG%	TFGM	TFGA	eFG%
99	Ashton...	0.0	8.0	0.0	0.0	0.0%	1.0	2.0	50.0%	2.0	3.0	66.7%	3.0	5.0	80.0%

NON-SCORING STATS

#	PLAYER	MIN	ASSTS	OREBS	DREBS	TREBS	STLS	TIEUPS	DEFS	BLKS	CHRGs	TOVRS	PER	PER/MIN	+/-
99	Ashton Ec...	00:22:38	1.0	3.0	1.0	4.0	0.0	0.0	1.0	0.0	0.0	1.0	10.0	0.4	10.0



Team Name: Team 1
Team Score: 0
Opponent Name: team 2
Coach's ID:

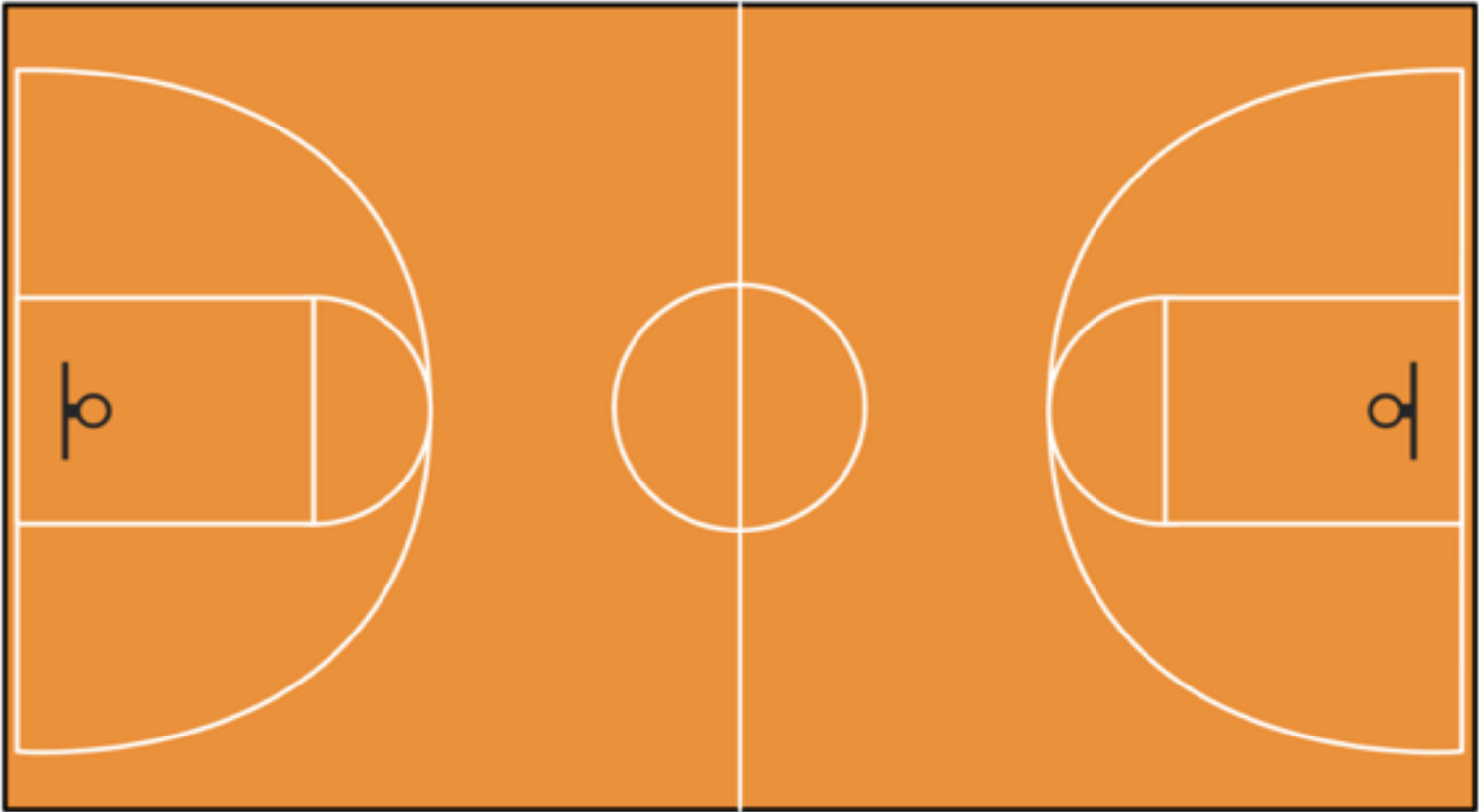
Season Type:
Date: 07/22/2018 19:04:13
Opponent Score: 55

SCORING STATS

#	PLAYER	FOULS	PTS	FTM	FTA	FT%	2FGM	2FGA	2FG%	3FGM	3FGA	3FG%	TFGM	TFGA	eFG%
5	Chris H...	0.0	0.0	0.0	0.0	0.0%	0.0	0.0	0.0%	0.0	0.0	0.0%	0.0	0.0	0%

NON-SCORING STATS

#	PLAYER	MIN	ASSTS	OREBS	DREBS	TREBS	STLS	TIEUPS	DEFS	BLKS	CHRGs	TOVRS	PER	PER/MIN	+/-
5	Chris How...	00:00:00	0.0	0.0	0.0	0.0	0.0	0.0	0.0	0.0	0.0	0.0	0.0	0.0	0.0



Team Name: Team 1
Team Score: 3
Opponent Name: team 2
Coach's ID:

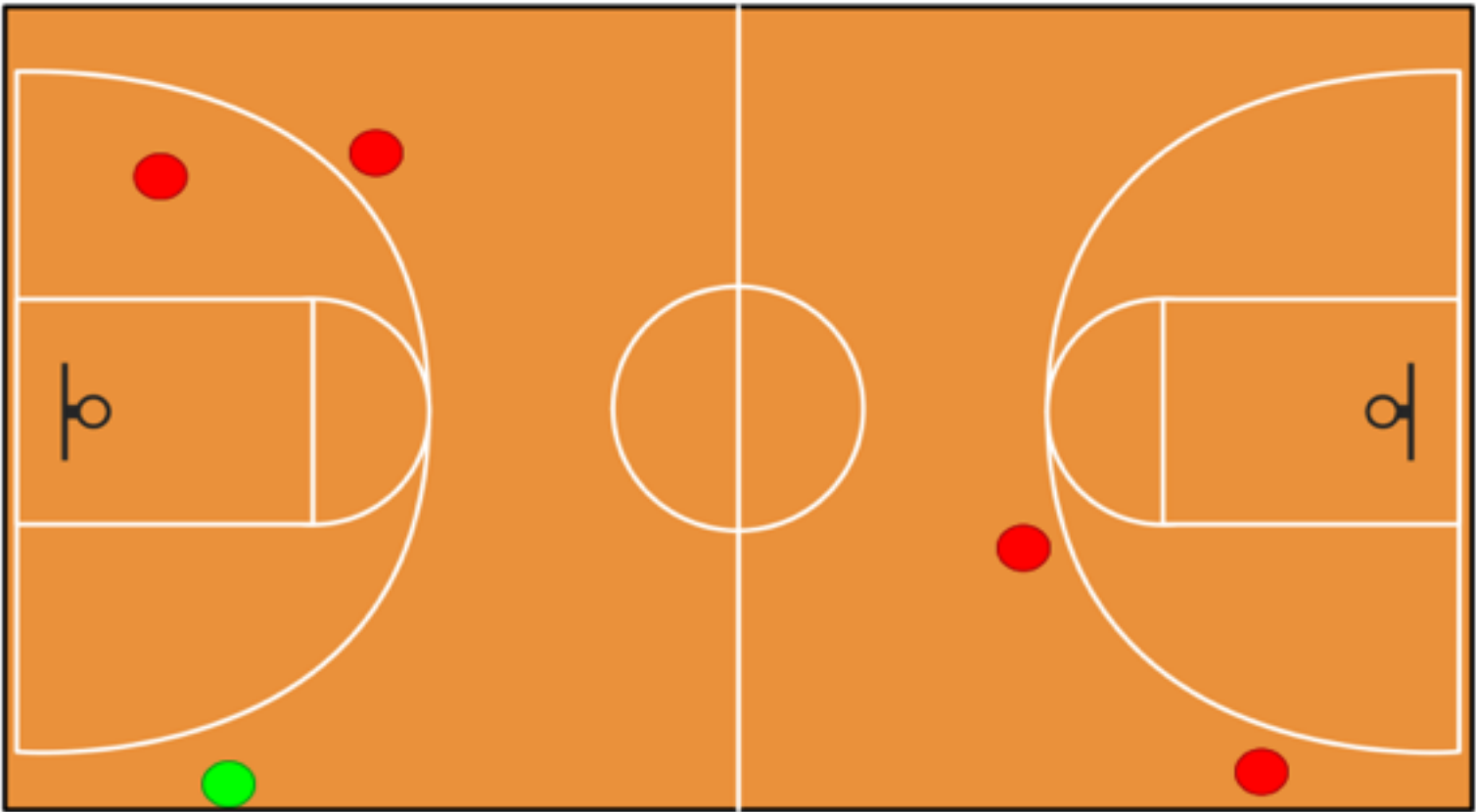
Season Type:
Date: 07/22/2018 19:04:13
Opponent Score: 55

SCORING STATS

#	PLAYER	FOULS	PTS	FTM	FTA	FT%	2FGM	2FGA	2FG%	3FGM	3FGA	3FG%	TFGM	TFGA	eFG%
11	Darren	0.0	3.0	0.0	0.0	0.0%	0.0	1.0	0.0%	1.0	4.0	25.0%	1.0	5.0	30.0%

NON-SCORING STATS

#	PLAYER	MIN	ASSTS	OREBS	DREBS	TREBS	STLS	TIEUPS	DEFS	BLKS	CHRGs	TOVRS	PER	PER/MIN	+/-
11	Darren	00:18:45	1.0	1.0	0.0	1.0	3.0	0.0	0.0	0.0	0.0	4.0	-4.0	-0.2	-5.0



Team Name: Team 1
Team Score: 6
Opponent Name: team 2
Coach's ID:

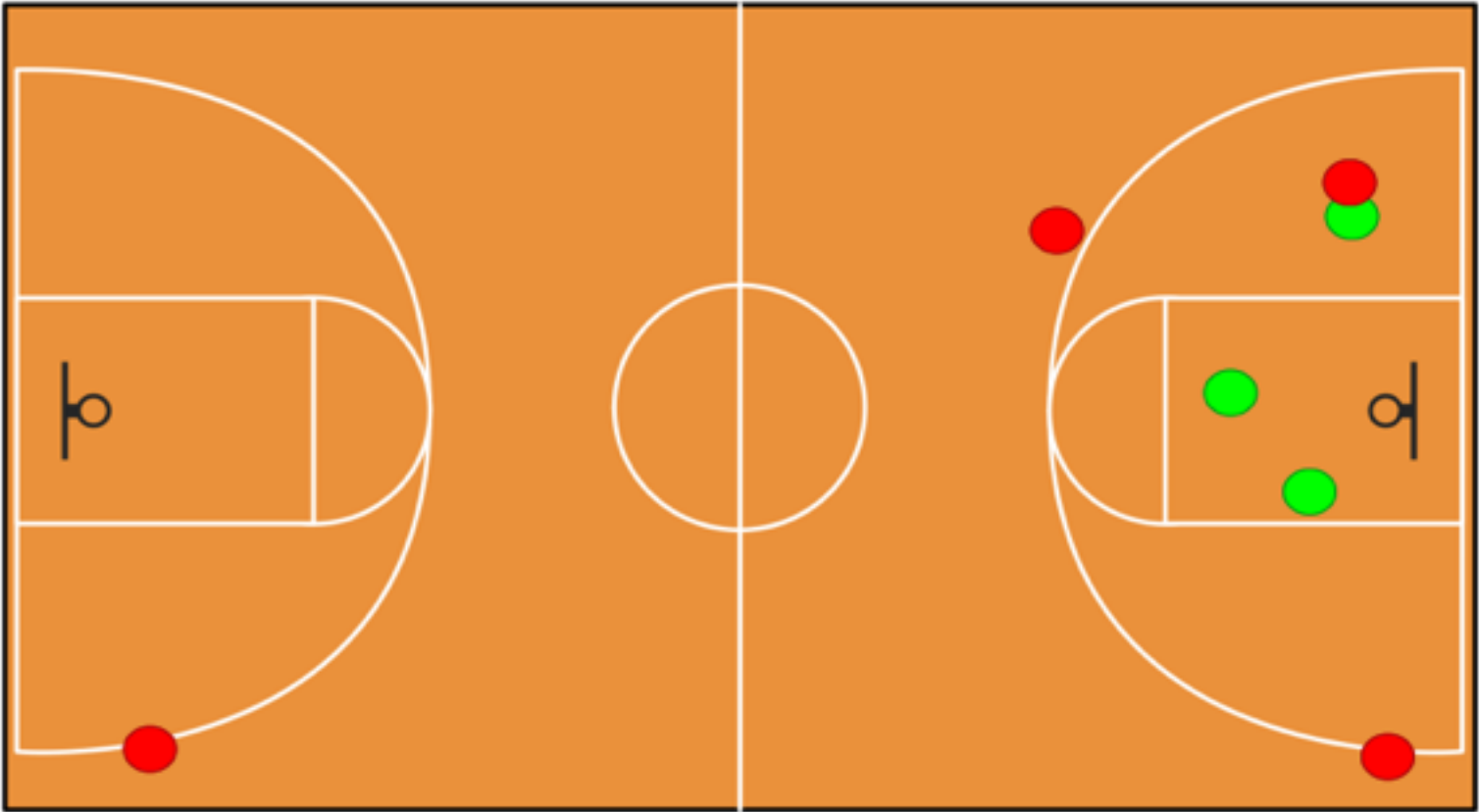
Season Type:
Date: 07/22/2018 19:04:13
Opponent Score: 55

SCORING STATS

#	PLAYER	FOULS	PTS	FTM	FTA	FT%	2FGM	2FGA	2FG%	3FGM	3FGA	3FG%	TFGM	TFGA	eFG%
32	Jacob...	0.0	6.0	0.0	0.0	0.0%	3.0	4.0	75.0%	0.0	3.0	0.0%	3.0	7.0	42.9%

NON-SCORING STATS

#	PLAYER	MIN	ASSTS	OREBS	DREBS	TREBS	STLS	TIEUPS	DEFS	BLKS	CHRGs	TOVRS	PER	PER/MIN	+/-
32	Jacob Do...	00:17:57	2.0	-1.0	2.0	1.0	1.0	1.0	1.0	0.0	0.0	0.0	8.0	0.4	6.0



Team Name: Team 1
Team Score: 6
Opponent Name: team 2
Coach's ID:

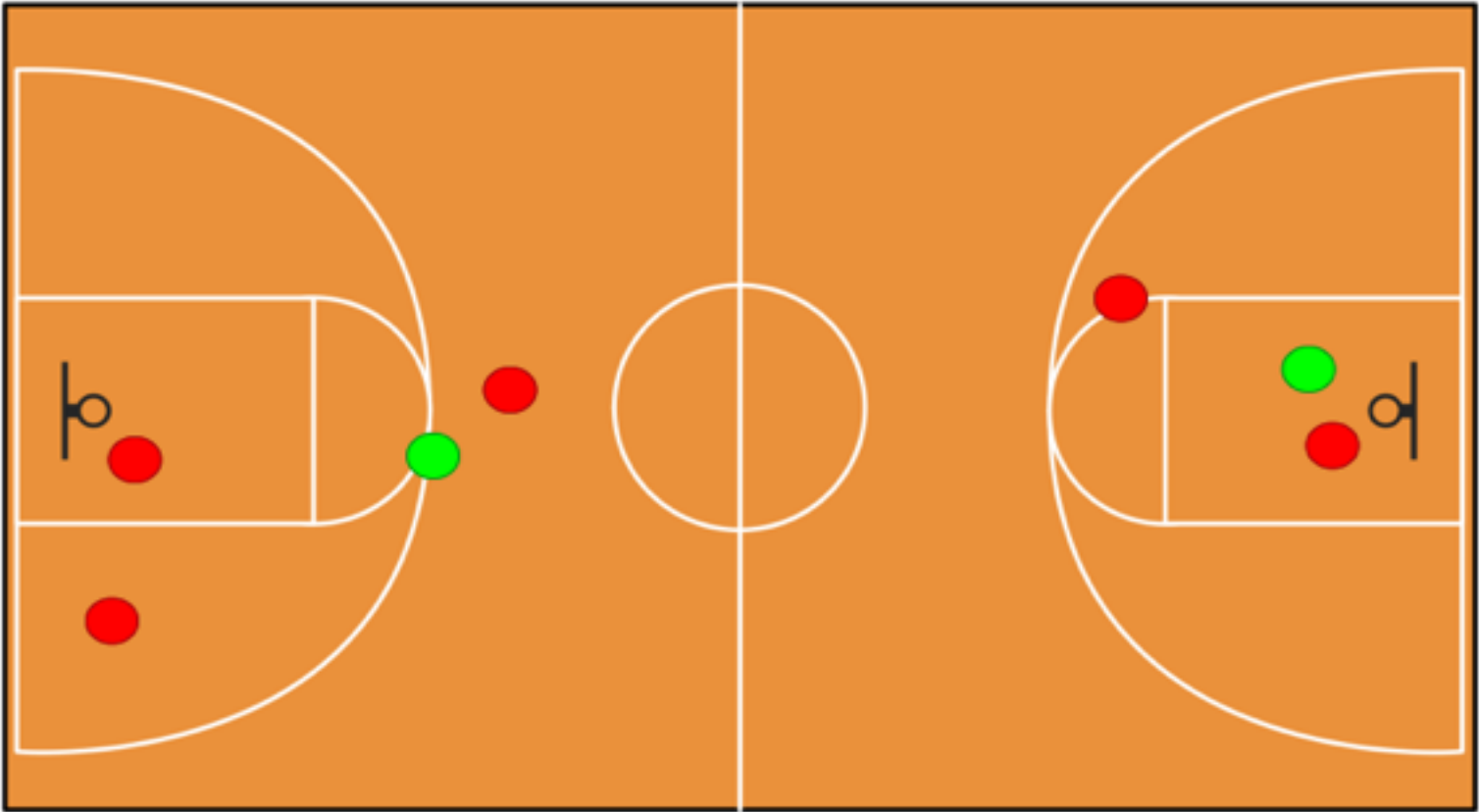
Season Type:
Date: 07/22/2018 19:04:13
Opponent Score: 55

SCORING STATS

#	PLAYER	FOULS	PTS	FTM	FTA	FT%	2FGM	2FGA	2FG%	3FGM	3FGA	3FG%	TFGM	TFGA	eFG%
8	Jason	0.0	6.0	1.0	2.0	50.0%	1.0	5.0	20.0%	1.0	2.0	50.0%	2.0	7.0	35.7%

NON-SCORING STATS

#	PLAYER	MIN	ASSTS	OREBS	DREBS	TREBS	STLS	TIEUPS	DEFS	BLKS	CHRGs	TOVRS	PER	PER/MIN	+/-
8	Jason	00:29:28	3.0	0.0	3.0	3.0	4.0	0.0	1.0	0.0	0.0	1.0	9.0	0.3	15.0



Team Name: Team 1
Team Score: 8
Opponent Name: team 2
Coach's ID:

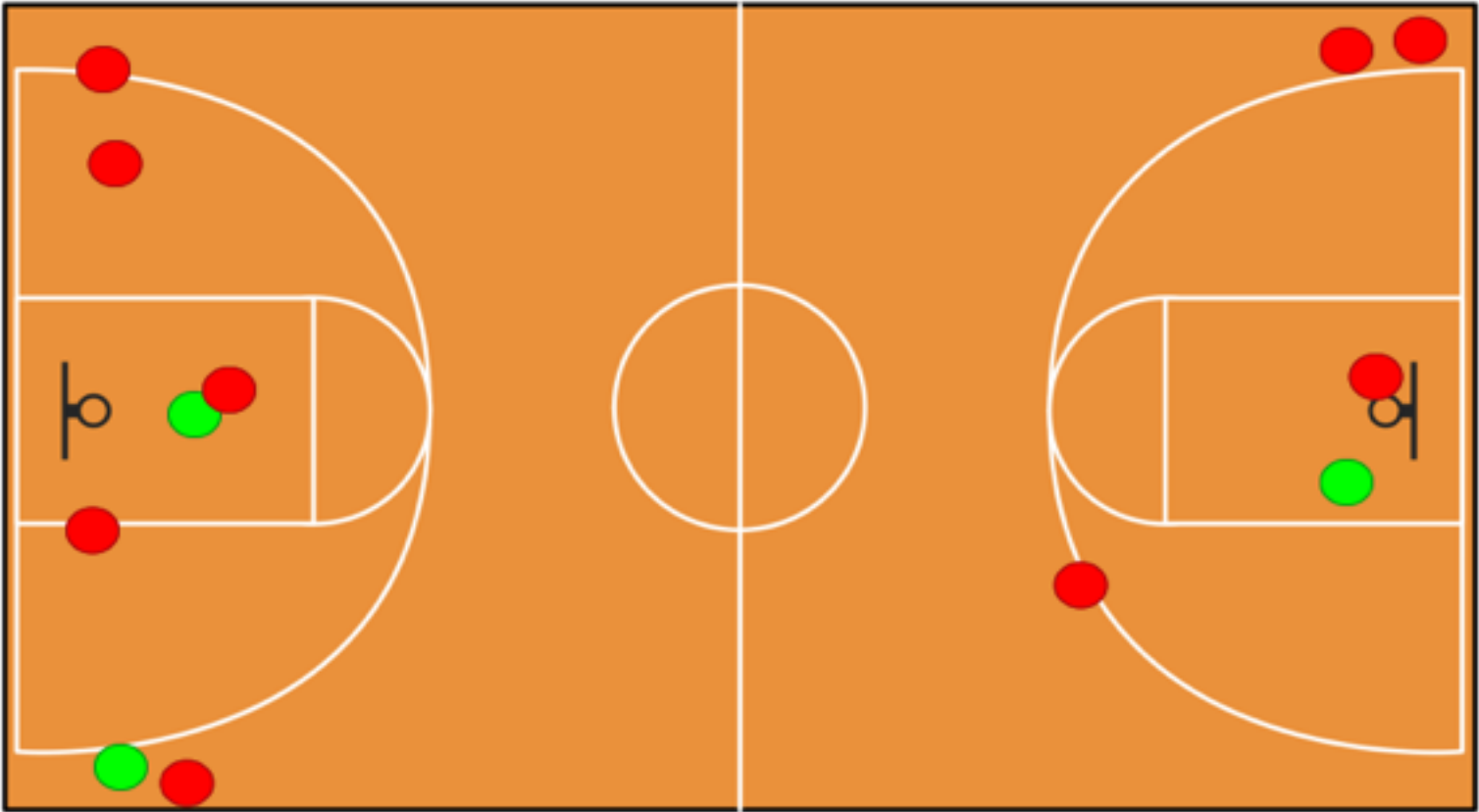
Season Type:
Date: 07/22/2018 19:04:13
Opponent Score: 55

SCORING STATS

#	PLAYER	FOULS	PTS	FTM	FTA	FT%	2FGM	2FGA	2FG%	3FGM	3FGA	3FG%	TFGM	TFGA	eFG%
33	Liam	0.0	8.0	1.0	1.0	100.0%	2.0	6.0	33.3%	1.0	6.0	16.7%	3.0	12.0	29.2%

NON-SCORING STATS

#	PLAYER	MIN	ASSTS	OREBS	DREBS	TREBS	STLS	TIEUPS	DEFS	BLKS	CHRGs	TOVRS	PER	PER/MIN	+/-
33	Liam	00:22:31	0.0	3.0	2.0	5.0	2.0	0.0	0.0	0.0	0.0	3.0	0.0	0.0	-12.0



Team Name: Team 1
Team Score: 5
Opponent Name: team 2
Coach's ID:

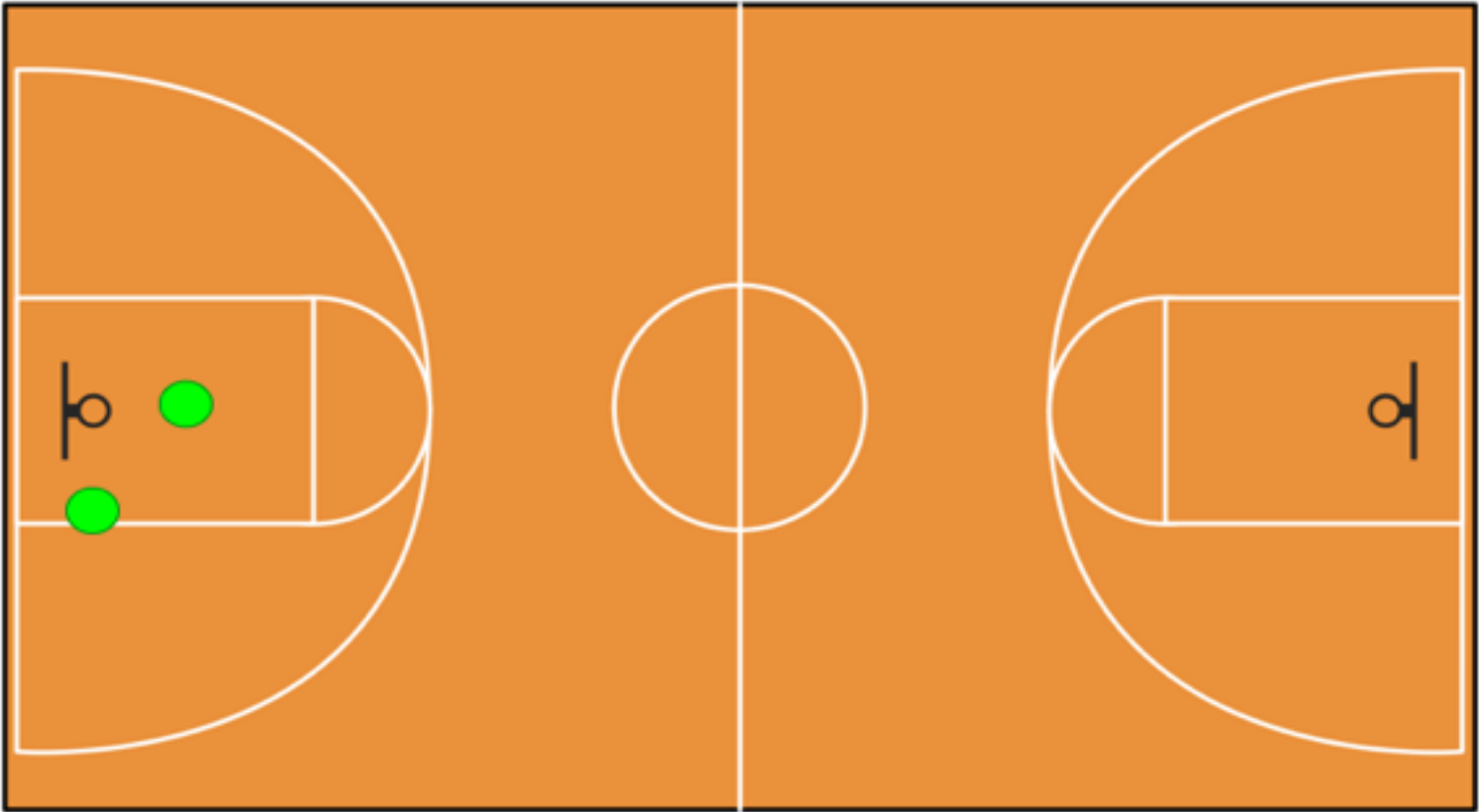
Season Type:
Date: 07/22/2018 19:04:13
Opponent Score: 55

SCORING STATS

#	PLAYER	FOULS	PTS	FTM	FTA	FT%	2FGM	2FGA	2FG%	3FGM	3FGA	3FG%	TFGM	TFGA	eFG%
88	Marcus	0.0	5.0	1.0	5.0	20.0%	2.0	2.0	100.0%	0.0	0.0	0.0%	2.0	2.0	100.0%

NON-SCORING STATS

#	PLAYER	MIN	ASSTS	OREBS	DREBS	TREBS	STLS	TIEUPS	DEFS	BLKS	CHRGs	TOVRS	PER	PER/MIN	+/-
88	Marcus	00:22:04	1.0	0.0	2.0	2.0	1.0	0.0	2.0	0.0	0.0	1.0	5.0	0.2	-3.0



Team Name: Team 1
Team Score: 5
Opponent Name: team 2
Coach's ID:

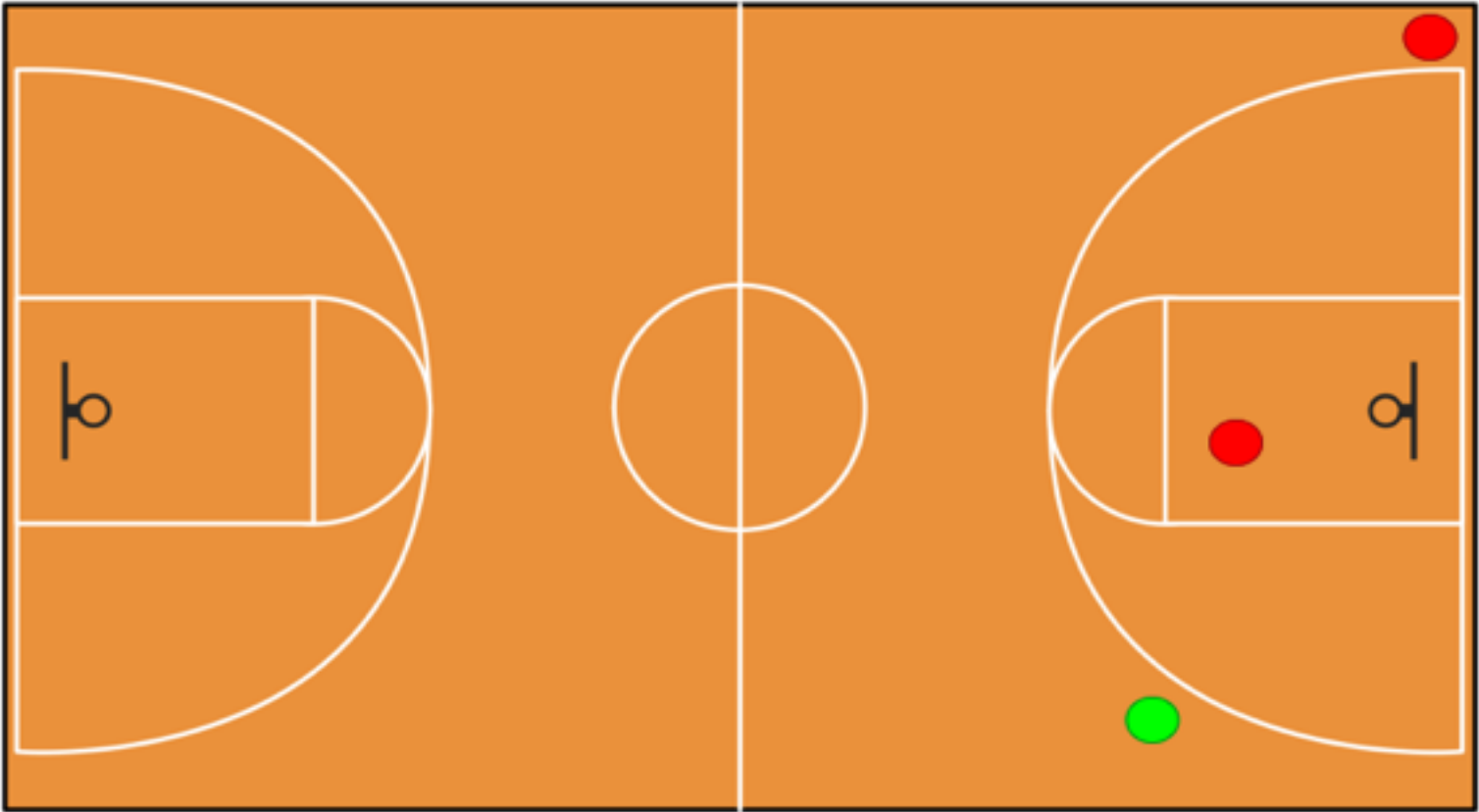
Season Type:
Date: 07/22/2018 19:04:13
Opponent Score: 55

SCORING STATS

#	PLAYER	FOULS	PTS	FTM	FTA	FT%	2FGM	2FGA	2FG%	3FGM	3FGA	3FG%	TFGM	TFGA	eFG%
0	Monzil	0.0	5.0	0.0	0.0	0.0%	1.0	2.0	50.0%	1.0	2.0	50.0%	2.0	4.0	62.5%

NON-SCORING STATS

#	PLAYER	MIN	ASSTS	OREBS	DREBS	TREBS	STLS	TIEUPS	DEFS	BLKS	CHRGs	TOVRS	PER	PER/MIN	+/-
0	Monzil	00:17:55	1.0	2.0	1.0	3.0	0.0	0.0	0.0	0.0	0.0	4.0	-1.0	-0.1	6.0



Team Name: Team 1
Team Score: 13
Opponent Name: team 2
Coach's ID:

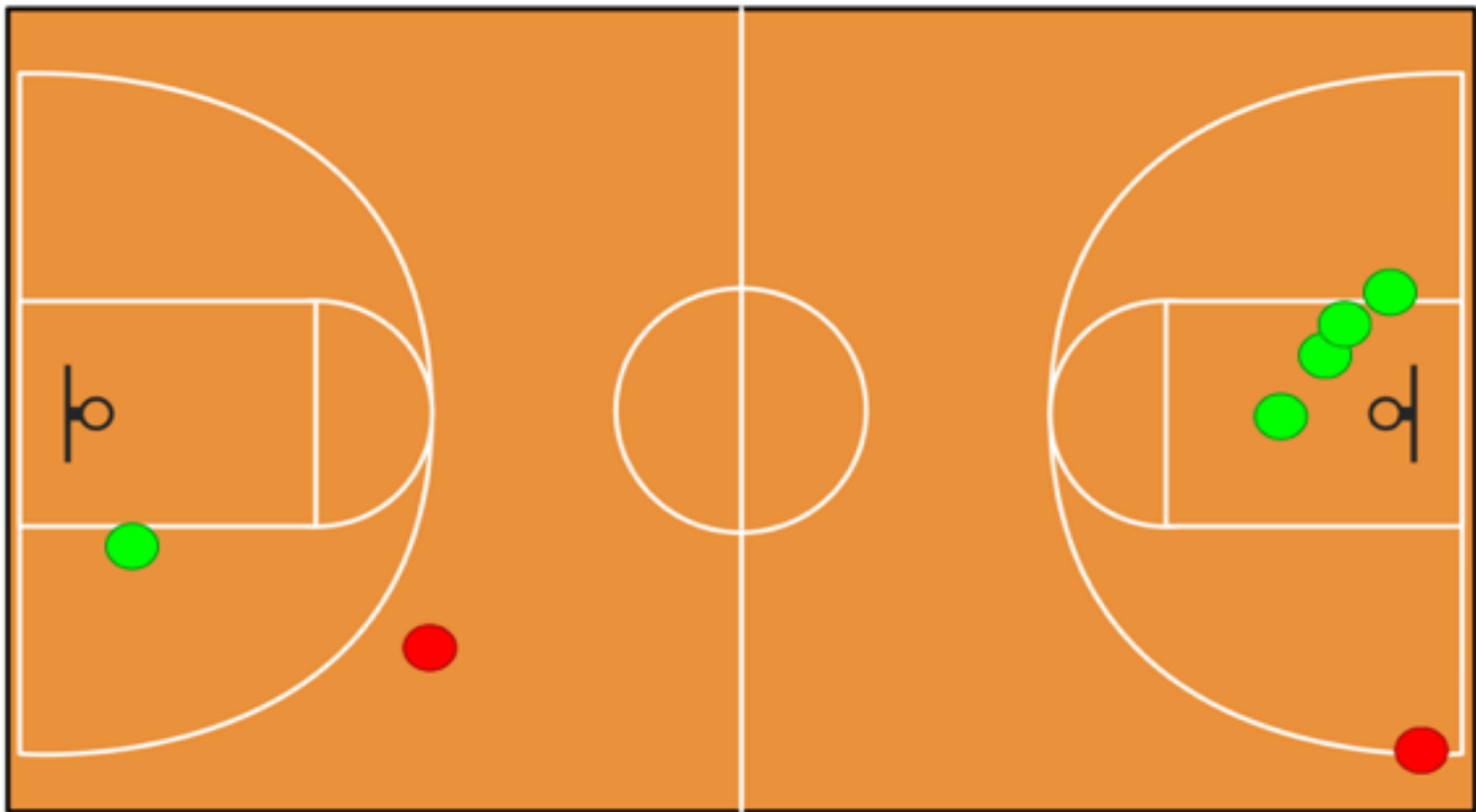
Season Type:
Date: 07/22/2018 19:04:13
Opponent Score: 55

SCORING STATS

#	PLAYER	FOULS	PTS	FTM	FTA	FT%	2FGM	2FGA	2FG%	3FGM	3FGA	3FG%	TFGM	TFGA	eFG%
24	jorge	0.0	13.0	3.0	3.0	100.0%	5.0	5.0	100.0%	0.0	2.0	0.0%	5.0	7.0	71.4%

NON-SCORING STATS

#	PLAYER	MIN	ASSTS	OREBS	DREBS	TREBS	STLS	TIEUPS	DEFS	BLKS	CHRGs	TOVRS	PER	PER/MIN	+/-
24	jorge	00:30:46	1.0	4.0	7.0	11.0	3.0	0.0	0.0	1.0	0.0	0.0	27.0	0.9	3.0



Team Name: Team 1
Team Score: 4
Opponent Name: team 2
Coach's ID:

Season Type:
Date: 07/22/2018 19:04:13
Opponent Score: 55

SCORING STATS

#	PLAYER	FOULS	PTS	FTM	FTA	FT%	2FGM	2FGA	2FG%	3FGM	3FGA	3FG%	TFGM	TFGA	eFG%
14	shalind...	0.0	4.0	0.0	0.0	0.0%	2.0	3.0	66.7%	0.0	3.0	0.0%	2.0	6.0	33.3%

NON-SCORING STATS

#	PLAYER	MIN	ASSTS	OREBS	DREBS	TREBS	STLS	TIEUPS	DEFS	BLKS	CHRGs	TOVRS	PER	PER/MIN	+/-
14	shalindee...	00:17:56	2.0	0.0	2.0	2.0	1.0	0.0	0.0	1.0	0.0	1.0	4.0	0.2	-5.0

